

Industrial Silencer, Heat Recovery and Catalytic Specialists



Maxim Silencers 2020
Exhaust Silencer Catalog
Specifications

Revision: M-ESCS-003



Prices are subject to change without notice.
Prices are in U.S. dollars

Minimum order \$50, expedited fees minimum \$50
Custom orders may require payment in advance.
Custom items are non-returnable and non-refundable.

Returns must be approved by Maxim Silencers in advance. Upon approval an RMA will be issued.
Return shipments are prepaid by customer, unless otherwise authorized by Maxim Silencers.
Restocking charges may be applied.

Maxim Silencers products are warranted for one year from date of purchase by the consumer against defects due to materials and workmanship only. In case of a defective product, Maxim Silencers shall be the sole judge in determining the nature of the defect. Maxim Silencers sole obligation shall be to repair, or at Maxim Silencers option, to replace said products providing the originals are returned to Maxim Silencers. All returned items must be pre-approved by Maxim Silencers. All return shipments must be prepaid by the consumer. Defects or failures due to improper or careless installation, storage, handling, or application shall be excluded from this warranty. Failure to comply or contrary usage to Maxim Silencers directions, specifications or design, of which Maxim Silencers shall be sole judge, voids this warranty and all said products are specifically excluded from this warranty. No liability for damage or loss of any nature arising from or out of the use of this product, whether or not defective, is assumed. No liability is accepted for return transportation charges, following the repair or replacement, as previously mentioned, or for reinstallation costs. No other expressed or implied warranties exist in the absence of special written agreement between the consumer and Maxim Silencers.

The attenuation curves outlined in the Maxim catalogs represent the dynamic insertion loss at each frequency using the respective size silencer as indicated in the curves. Actual silenced noise levels may vary due to several factors such as engine, speed, loading, unsilenced noise, temperature and environmental conditions. The Maxim curves in the sales literature represent the outlet dynamic insertion loss for noise only and does not include any structural, vibration, and/or flanking noise that may occur. The attenuation curves should be used as a guideline only due to countless variations.

TABLE OF CONTENTS

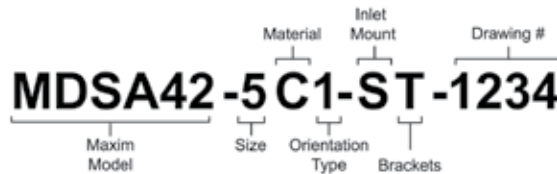
Maxim Silencers Exhaust Silencer Catalog

SILENCER EXHAUST CATALOG			Page
Guides and Nomenclature			4-6
M Series	CHAMBER TYPE SILENCERS		Page
M11	Industrial Grade Chamber		7
M22	Residential Grade Chamber		8
M32	Critical Grade Chamber		9
M42	Super Critical Grade Chamber		10
M52	Hospital Grade Chamber		11
M62	Hospital Plus Grade Chamber		12
M72	Extreme Grade Chamber		13
M82	Super Extreme Grade Chamber		14
MSA Series	SPARK ARRESTING CHAMBER TYPE SILENCERS		Page
MSA10	Industrial Grade Spark Arresting Chamber		15
MSA11	Residential Grade Spark Arresting Chamber		16
MSA22	Critical Grade Spark Spark Arresting Chamber		17
MSA33	Super Critical Grade Spark Arresting Chamber		18
MSA44	Hospital Grade Spark Arresting Chamber		19
MSA55	Hospital Plus Grade Spark Arresting Chamber		20
MT Series	LOW PRESSURE DROP/TURBO STRAIGHT THROUGH		Page
MT22	Expected Attenuation: 13-16 dBA		21
MT32	Expected Attenuation: 16-19 dBA		22
MT42	Expected Attenuation: 19-22 dBA		23
MT52	Expected Attenuation: 23-25 dBA		24
MD Series	LOW PROFILE PANCAKE COMPACT SILENCERS		Page
MD22	Residential Grade Compact Pancake Chamber		25
MD32	Critical Grade Compact Pancake Chamber		26
MD42	Super Critical Grade Compact Pancake Chamber		27
MD52	Hospital Grade Compact Pancake Chamber		28
MDSA Series	SPARK ARRESTING LOW PROFILE PANCAKE COMPACT		Page
MDSA22	Residential Grade Pancake Spark Arresting		29
MDSA32	Critical Grade Pancake Spark Arresting		30
MDSA42	Super Critical Grade Pancake Spark Arresting		31
MR Series	THIN LINE SILENCERS		Page
MR32	Critical Grade Thin Line Silencer		32
MR42	Hospital Grade Thin Line Silencer		33
MR62	Extreme Grade Thin Line Silencer		34
MP Series	MARINE ENGINE / WET EXHAUST		Page
MP11	Expected Attenuation: 15-18 dBA		35
MP31	Expected Attenuation: 20-25 dBA		36
MP41	Expected Attenuation: 30-35 dBA		37
MB Series	BLOWER		Page
MB11	Straight Through Acoustically Packed		38
MB21	Chamber Type Silencer		39
MB31	Combination Acoustically Packed		40
FP Series	ABSORPTIVE DESIGN INTAKE / EXHAUST SILENCERS		Page
FP-FPE	Straight Through Absorptive Design		41
FPC-FPCE	Internal Center Panel Absorptive Design		42
FPS-FPSE	Full Flow Area Absorptive Design		43
AFS Series	ANNULAR FLOW INTAKE / EXHAUST SILENCERS		Page
AFS2-AFSE2	Residential Grade Annular Flow Silencer		44
AFS3-AFSE3	Critical Grade Annular Flow Silencer		45
SILENCER EXHAUST CATALOG			Page
Terms and Condition			46-47

Guides - Nomenclature



Cylindrical Silencers Nomenclature				-Side Inlet	-Mounting Supports	Gussets	- #
Model	-Size	Material	Orientation Type				
M Series		C Carbon Steel	1 End in, End out	Add if NOT minimum/standard location	BS "B" Brackets	I On Inlet	Drawing Number
MSA Series		S Stainless Steel 304	2 Side in, End out		ES "E" Brackets	O On Outlet	
MT Series		T Stainless Steel 316	3 End in, Side out		D3 "D" Legs (3)	X On Inlet and Outlet	
	Size	L Stainless Steel 316L	4 Side in, Side out		D4 "D" Legs (4)		
		A Aluminized Steel	5 Dual side in, End out		AS "A" Trunnions		
			6 Dual mitered side in, End out		SD "F" Saddles		
			7 Dual end in, Side out				



Disk/Pancake and Thin Line Silencers Nomenclature				Inlet Mount	Brackets	- #
Model	-Size	Material	Orientation Type			
MD Series		C Carbon Steel	1 Side in, End out	S Standard Mount	B Bottom	Drawing Number
MDSA Series		S Stainless Steel 304	2 Side in, Side out	F Flush Mount	T Top	
MR Series		T Stainless Steel 316	3 End in, End out			
	Size	L Stainless Steel 316L	4 Dual side in, End out			
		A Aluminized Steel	5 Dual side in, Side out			
			6 Dual end in, End out			

Orientation: Orientation and mounting arrangements are viewed horizontally from Left/Inlet to Right/Outlet.

Drawing Numbers: Drawing numbers are usually reserved for customized products. Not all part numbers will have drawing numbers.

Side Inlet and Outlet Placement: Side inlet and outlet placements are viewed from the inlet end. Other placement options are available upon request. Mounting placement positions are noted as clock positions.

Side Inlet Manufactured Location: Side inlets are manufactured at the minimum/standard location ("N Min" dimension, see specs), but can be manufactured within noted min max range at no additional charge. The "N" dimension should be noted and added to nomenclature at time of order if other than the minimum/standard location. If location falls outside of Min Max range customizations may be possible, call for details and pricing.

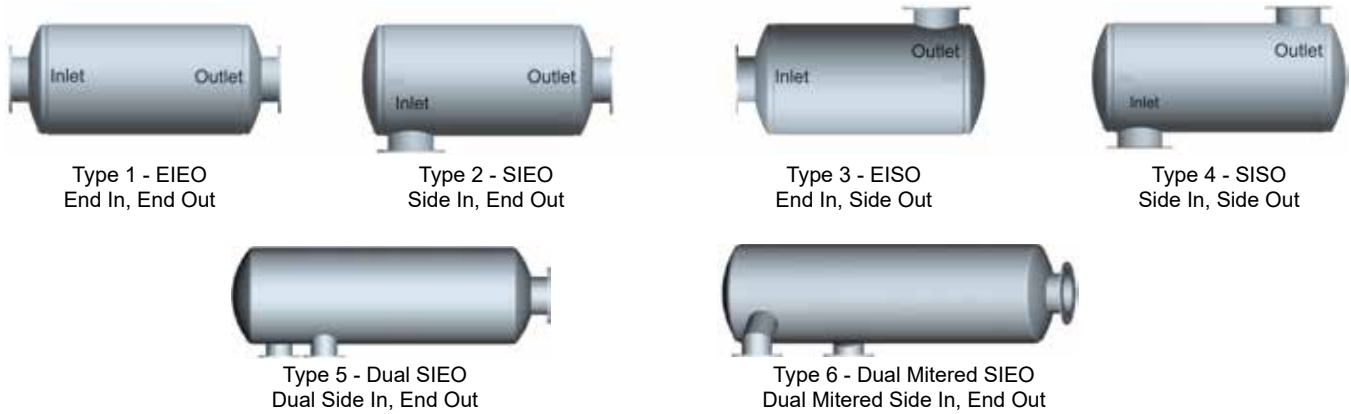
Mounting Direction: Silencers may be mounted vertically or horizontally with the drain located accordingly. Specify prior to ordering if silencer is to be mounted vertically.

Dual Inlet: Specify engine model.




Guides - Nomenclature

Cylindrical Silencer Orientation Types M, MSA and MT Series



Disk/Pancake and Thin Line Silencer Orientation Types MD, MDSA and MR Series



Orientation: Orientation and mounting arrangements are viewed horizontally from Left/Inlet to Right/Outlet.

Guides - Nomenclature

Mounting Supports

Horizontal Support Options



ES Type "E"
Bracket Support (*)



SD Type "F"
Saddle Support (²)

Vertical Support Options



D³ Type "D"
Leg Support (³)



AS Type "A"
Trunnion Support



BS Type "B"
Bracket Support

Mounting Direction: Silencers may be mounted vertically or horizontally with the drain located accordingly. Specify prior to ordering if silencer is to be mounted vertically.

Side Inlet and Outlet Directional Placement



End In, Side Out at 3 o'clock



Side In 3 o'clock, Side Out 12 o'clock



Side in 6 o'clock, Side Out 9 o'clock

Side Inlet and Outlet Placement: Side inlet and outlet placements are viewed from the inlet end. Other placement options are available upon request. Mounting placement positions are noted as clock positions.

INDUSTRIAL CHAMBER SILENCER

15 to 20 dBA Noise Reduction

pricing

M11 OVERVIEW

The M11 is engineered for light industrial areas where background noise is relatively high and constant. The need for higher degrees of silencing should be minimal, keeps engine exhaust noise within existing levels.


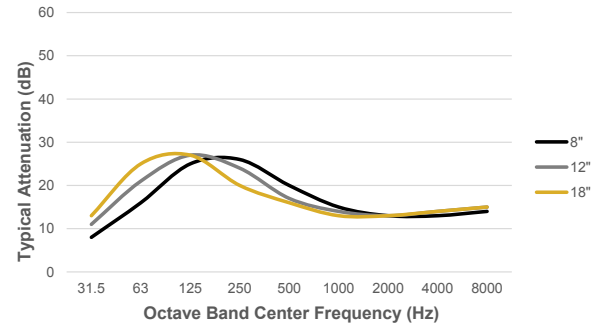
Typical application: Internal combustion engine exhausts in light industry areas with relatively constant background noise.

FEATURES

- Advanced acoustical design
- Heavy duty, all welded construction and long service life
- Easily installed in any position
- High heat silicone black finish
- Connections: Sizes 3.5 and under MNPT, 4 and up ANSI pattern flanged
- Two chambers
- Drain connection

OPTIONS / ACCESSORIES

- Explosion relief cover
- Flexible connectors
- Companion flanges
- Cleanout openings
- Custom inlet/outlet size, location and multiple orientations available
- Horizontal or vertical support arrangements
- Aluminized steel, Stainless Steel 304 or 316 construction available
- Special paints and finishes available
- Complete range of exhaust accessories



M11												
Part No.*	Size / ØC	ØA	B	N Min	N Max	O	P	R Min	R Max	S	H	Est Wt
M11-1.5	1.5	6	20	3		6	17	3		14	3	10
M11-2	2	6	20	3.5		6	17	3.5		14	3	11
M11-2.5	2.5	7	20	4		6.5	17	4		14	3	15
M11-3	3	8	24	4		7	21	4		18	3	20
M11-3.5	3.5	9	26	4.5	-Consult Factory-	7.5	23	4.5	-Consult Factory-	20	3	26
M11-4	4	10	30	5	-Consult Factory-	9	26	5	-Consult Factory-	22	4	40
M11-5	5	12	34	6	-Consult Factory-	10	30	6	-Consult Factory-	26	4	51
M11-6	6	14	41	6.5	-Consult Factory-	11	37	6.5	-Consult Factory-	33	4	75
M11-8	8	16	48	8.5	-Consult Factory-	12	44	8.5	-Consult Factory-	40	4	108
M11-10	10	18	50	9.5	-Consult Factory-	13	46	9.5	-Consult Factory-	42	4	138
M11-12	12	22	60	11.5	-Consult Factory-	15	56	11.5	-Consult Factory-	52	4	203
M11-14	14	30	70	13.5	-Consult Factory-	20	65	13.5	-Consult Factory-	60	5	394
M11-16	16	36	80	16.5	-Consult Factory-	23	75	16.5	-Consult Factory-	70	5	535
M11-18	18	40	90	17.5	-Consult Factory-	25	85	17.5	-Consult Factory-	80	5	858

• All dimensions are in inches. All weights are in pounds. Weights are approximate.
 • Listed sound data is based on typical performance and should not be considered absolute.
 • *See [nomenclature guide](#) for additional information on part number creation.



RESIDENTIAL CHAMBER SILENCER

20 to 25 dBA Noise Reduction

pricing

M22 OVERVIEW

The M22 is engineered for residential and light industrial areas where background noise is relatively high and constant. The need for higher degrees of silencing should be minimal, keeps engine exhaust noise within existing levels.

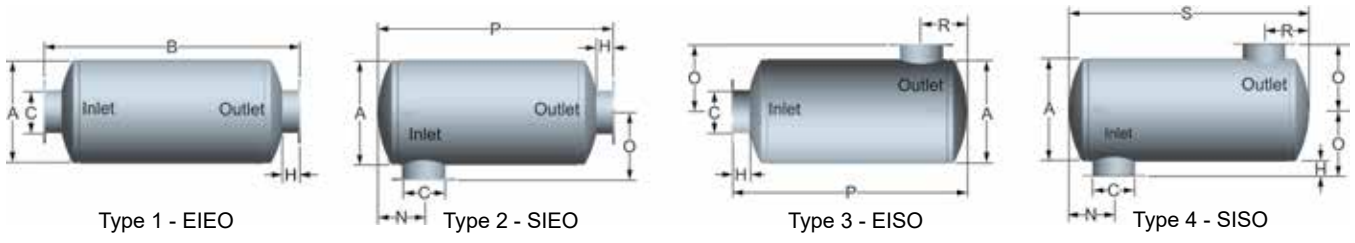
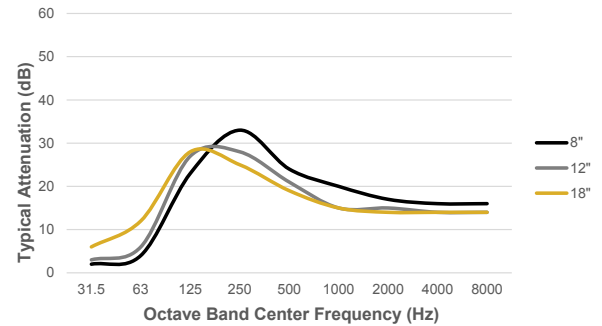
Typical application: Internal combustion engine exhausts in neighborhoods having high traffic or light industry with relatively constant background noise. Residents in these areas are typically accustomed to the noise or make some efforts to shield themselves from the ever present background noise.

FEATURES

- Advanced acoustical design
- Heavy duty, all welded construction and long service life
- Easily installed in any position
- High heat silicone black finish
- Connections: ANSI pattern flanged
- Two chambers
- Drain connection

OPTIONS / ACCESSORIES

- Explosion relief cover
- Flexible connectors
- Companion flanges
- Cleanout openings
- Custom inlet/outlet size, location and multiple orientations available
- Horizontal or vertical support arrangements
- Aluminized steel, Stainless Steel 304 or 316 construction available
- Special paints and finishes available
- Complete range of exhaust accessories



M22												
Part No.*	Size / ØC	ØA	B	N Min	N Max	O	P	R Min	R Max	S	H	Est Wt
M22-4	4	14	36	6	11	11	32	6		28	4	60
M22-5	5	16	43	7	15	12	39	7		35	4	80
M22-6	6	18	49	7.5	18	13	45	7.5		41	4	102
M22-8	8	22	59	9.5	23	15	55	9.5		51	4	170
M22-10	10	26	64	11.5	26	17	60	11.5		56	4	270
M22-12	12	30	77	13	32	19	73	13		69	4	415
M22-14	14	36	83	15.5	34	23	78	15.5		73	5	550
M22-16	16	40	90	16.5	36	25	85	16.5		80	5	784
M22-18	18	45	96	18	39	27.5	91	18		86	5	931
M22-20	20	50	109	20.5	47	30	104	20.5		99	5	1357
M22-22	22	54	119	22.5	50	32	114	22.5		109	5	1764
M22-24	24	60	125	24	56	35	120	24		115	5	2105
M22-26	26	64	140	25.5	61	37	135	25.5		13	5	2477
M22-28	28	68	155	26.5	69	39	150	26.5		145	5	2856
M22-30	30	72	166	28	75	41	161	28		156	5	3259

- All dimensions are in inches. All weights are in pounds. Weights are approximate.
- Listed sound data is based on typical performance and should not be considered absolute.
- *See [nomenclature guide](#) for additional information on part number creation.



CRITICAL CHAMBER SILENCER

25 to 32 dBA Noise Reduction

pricing

M32 OVERVIEW

The M32 is engineered for residential areas where background noise is present, but not objectionable. In these areas, installation of an M32 on an engine exhaust is intended to bring the noise level down to match the ambient noise levels.

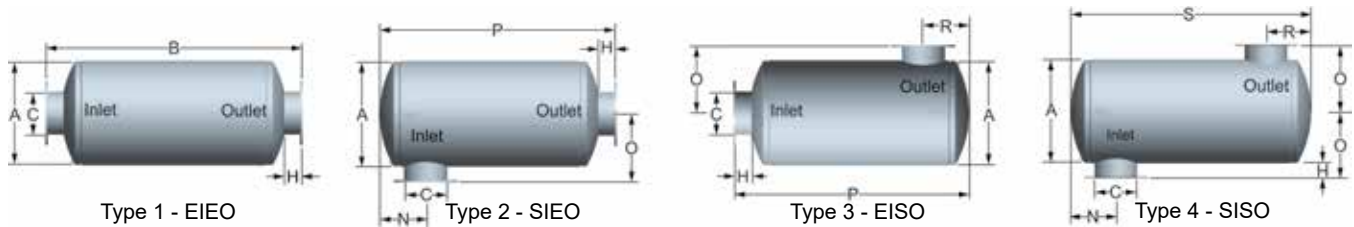
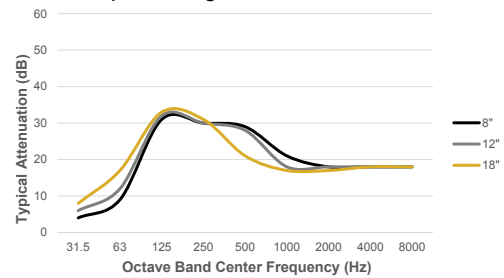
Typical application: Internal combustion engine exhausts in quieter residential area off main traffic areas and away from constant noise sources.

FEATURES

- Advanced acoustical design
- Heavy duty, all welded construction and long service life
- Easily installed in any position
- High heat silicone black finish
- Connections: Sizes 3.5 and under MNPT, 4 and up ANSI pattern flanged
- Two chambers
- Drain connection

OPTIONS / ACCESSORIES

- Explosion relief cover
- Flexible connectors
- Companion flanges
- Cleanout openings
- Custom inlet/outlet size, location and multiple orientations available
- Horizontal or vertical support arrangements
- Aluminized steel, Stainless Steel 304 or 316 construction available
- Special paints and finishes available
- Complete range of exhaust accessories



M32												
Part No.*	Size / ØC	ØA	B	N Min	N Max	O	P	R Min	R Max	S	H	Est Wt
M32-1	1	6	20	3	5	6	17	3		14	3	10
M32-1.5	1.5	9	30	4	11	7.5	27	4		24	3	23
M32-2	2	9	30	4.5	11	7.5	27	4.5		24	3	24
M32-2.5	2.5	10	34	5	12	8	31	5		28	3	33
M32-3	3	12	38	5.5	15	9	35	5.5		32	3	50
M32-3.5	3.5	14	42	6	16	10	39	6		36	3	65
M32-4	4	14	48	6	17	11	44	6		40	4	75
M32-5	5	16	57	7	23	12	53	7		49	4	100
M32-6	6	18	63	8	25	13	59	8		55	4	126
M32-8	8	22	74	9.5	32	15	70	9.5		66	4	203
M32-10	10	26	87	11.5	39	17	83	11.5		79	4	352
M32-12	12	30	102	13	45	19	98	13		94	4	519
M32-14	14	36	109	15.5	46	23	104	15.5		99	5	674
M32-16	16	40	119	16.5	51	25	114	16.5		109	5	973
M32-18	18	45	127	18	56	27.5	122	18		117	5	1165
M32-20	20	50	137	20.5	61	30	132	20.5		127	5	1656
M32-22	22	54	149	22.5	67	32	144	22.5		139	5	2107
M32-24	24	60	162	24	74	35	157	24		152	5	2566
M32-26	26	64	183	25.5	85	37	178	25.5		173	5	3031
M32-28	28	68	200	26.5	93	39	195	26.5		190	5	3468
M32-30	30	72	216	28	102	41	211	28		206	5	3992

-Consult Factory-

- All dimensions are in inches. All weights are in pounds. Weights are approximate.
- Listed sound data is based on typical performance and should not be considered absolute.
- *See [nomenclature guide](#) for additional information on part number creation.



SUPER CRITICAL CHAMBER SILENCER

30 to 38 dBA Noise Reduction

pricing

M42 OVERVIEW

The M42 is engineered for quiet residential areas where background noise is relatively low, and super critical grade silencing is required.

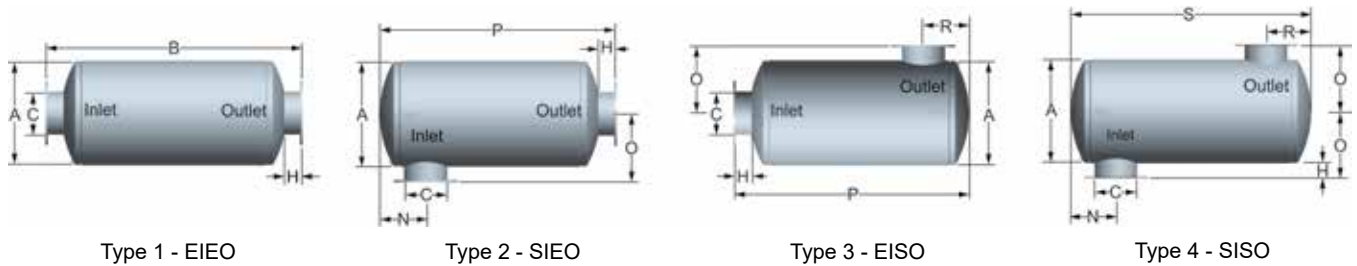
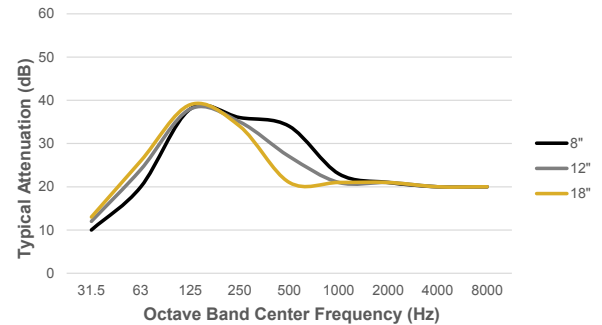
Typical application: Internal combustion engine exhausts in truly quiet residential areas where ambient noise levels are very low and the sound of birds singing and the soft hum of air conditioning units may be the noticeable noise features.

FEATURES

- Advanced acoustical design
- Heavy duty, all welded construction and long service life
- Easily installed in any position
- High heat silicone black finish
- Connections: ANSI pattern flanged
- Two chambers
- Drain connection

OPTIONS / ACCESSORIES

- Explosion relief cover
- Flexible connectors
- Companion flanges
- Cleanout openings
- Custom inlet/outlet size, location and multiple orientations available
- Horizontal or vertical support arrangements
- Aluminized steel, Stainless Steel 304 or 316 construction available
- Special paints and finishes available
- Complete range of exhaust accessories



M42												
Part No.*	Size / ØC	ØA	B	N Min	N Max	O	P	R Min	R Max	S	H	Est Wt
M42-4	4	16	51	6.5	18	12	47	6.5		43	4	90
M42-5	5	18	62	7	24	13	58	7		54	4	120
M42-6	6	22	69	8.5	26	15	65	8.5		61	4	175
M42-8	8	26	82	10	32	17	78	10		74	4	304
M42-10	10	30	102	12	45	19	98	12		94	4	484
M42-12	12	36	112	15	51	22	108	15		104	4	659
M42-14	14	40	120	15.5	52	25	115	15.5		110	5	930
M42-16	16	45	126	17	55	27.5	121	17		116	5	1140
M42-18	18	50	135	19.5	60	30	130	19.5		125	5	1623
M42-20	20	54	149	21.5	67	32	144	21.5		139	5	2055
M42-22	22	60	157	23	72	35	152	23		147	5	2464
M42-24	24	64	164	24.5	75	37	159	24.5		154	5	2803
M42-26	26	68	184	25.5	85	39	179	25.5		174	5	3282
M42-28	28	72	205	27	97	41	200	27		195	5	3788
M42-30	30	78	220	28.5	104	44	215	28.5		210	5	5293

• All dimensions are in inches. All weights are in pounds. Weights are approximate.
 • Listed sound data is based on typical performance and should not be considered absolute.
 • *See [nomenclature guide](#) for additional information on part number creation.



HOSPITAL CHAMBER SILENCER

35 to 42 dBA Noise Reduction

pricing

M52 OVERVIEW

The M52 is engineered for reactive hospital grade noise reduction in heavy industrial areas where machinery operates continuously around a quiet locality. Suitable locations include hospitals, schools and quiet residential districts.

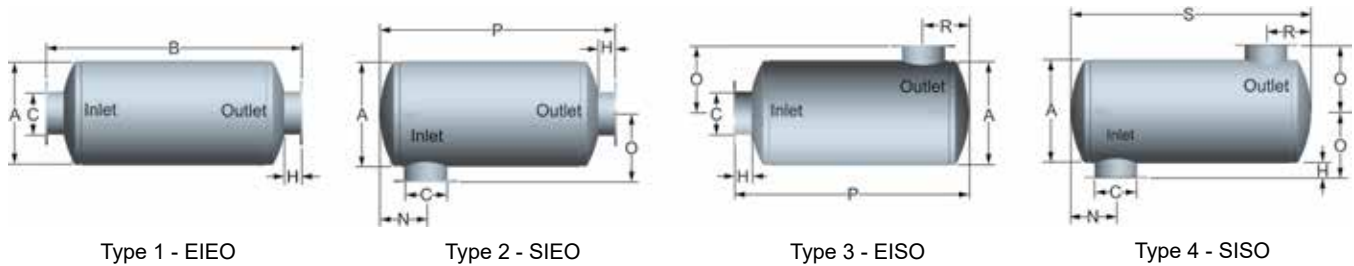
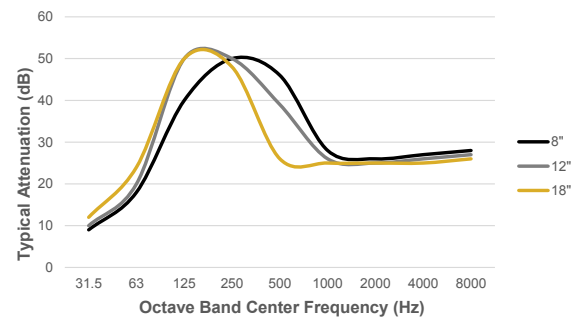
Typical application: Internal combustion engine exhausts in extremely low background noise areas, such as residential or hospital locations away from busy streets.

FEATURES

- Advanced acoustical design
- Heavy duty, all welded construction and long service life
- Easily installed in any position
- High heat silicone black finish
- Connections: ANSI pattern flanged
- Sizes 6 and under are two chambered, 8 and above are three chambers
- Drain connection

OPTIONS / ACCESSORIES

- Explosion relief cover
- Flexible connectors
- Companion flanges
- Cleanout openings
- Custom inlet/outlet size, location and multiple orientations available
- Horizontal or vertical support arrangements
- Aluminized steel, Stainless Steel 304 or 316 construction available
- Special paints and finishes available
- Complete range of exhaust accessories



M52												
Part No.*	Size / ØC	ØA	B	N Min	N Max	O	P	R Min	R Max	S	H	Est Wt
M52-4	4	18	62	7	26	13	58	7		54	4	177
M52-5	5	22	74	9	32	15	70	9		66	4	271
M52-6	6	26	85	11	38	17	81	11		77	4	342
M52-8	8	30	103	12	26	19	99	12		95	4	548
M52-10	10	36	118	14	32	22	114	14		110	4	783
M52-12	12	36	130	14	36	22	126	14		122	4	870
M52-14	14	40	145	17	37	25	140	17		135	5	1242
M52-16	16	45	156	19	39	27.5	151	19		146	5	1543
M52-18	18	50	171	21	44	30	166	21		161	5	2252
M52-20	20	54	185	22	48	32	180	22		175	5	2818
M52-22	22	60	199	24	51	35	194	24		189	5	3429
M52-24	24	64	212	26	54	37	207	26		202	5	3916
M52-26	26	68	235	27	60	39	230	27		222	5	4576
M52-28	28	72	268	29	71	41	263	29		258	5	5390
M52-30	30	78	278	32	73	44	273	32		268	5	7246

-Consult Factory-

- All dimensions are in inches. All weights are in pounds. Weights are approximate.
- Listed sound data is based on typical performance and should not be considered absolute.
- *See [nomenclature guide](#) for additional information on part number creation.



HOSPITAL PLUS CHAMBER SILENCER

35 to 50 dBA Noise Reduction

pricing

M62 OVERVIEW

The M62 is engineered for a high degree of silencing in areas requiring hospital plus grade noise reductions. The M62 is a reactive silencer with absorptive type features without resorting to multiple silencers in series or custom designed silencers.

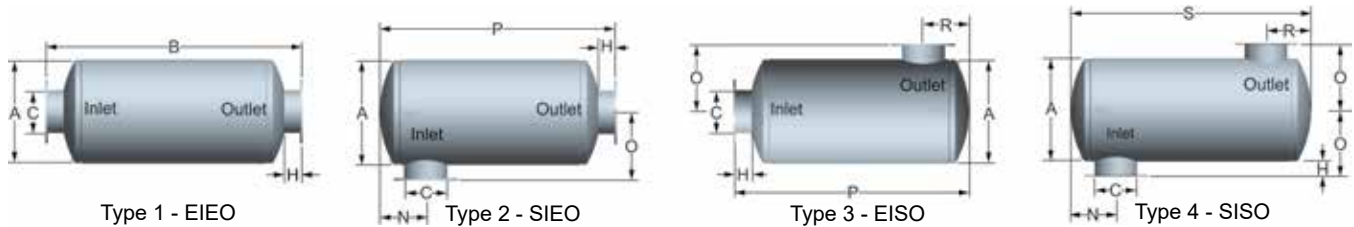
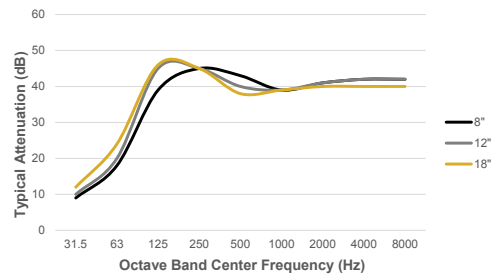
Typical application: Internal combustion engine exhausts in extremely low background noise areas, such as residential or hospital locations away from busy streets.

FEATURES

- Advanced acoustical design
- Heavy duty, all welded construction and long service life
- Easily installed in any position
- High heat silicone black finish
- Connections: Sizes 3.5 and under MNPT, 4 and up ANSI pattern flanged
- Sizes 6 and under are two chambered, 8 and above are three chambers
- Drain connection

OPTIONS / ACCESSORIES

- Explosion relief cover
- Flexible connectors
- Companion flanges
- Cleanout openings
- Custom inlet/outlet size, location and multiple orientations available
- Horizontal or vertical support arrangements
- Aluminized steel, Stainless Steel 304 or 316 construction available
- Special paints and finishes available
- Complete range of exhaust accessories



M62												
Part No.*	Size / ØC	ØA	B	N Min	N Max	O	P	R Min	R Max	S	H	Est Wt
M62-1.5	1.5	9	36	3.5	14	7.5	33	3.5		30	3	60
M62-2	2	10	40	4.5	16	8	37	4.5		34	3	68
M62-2.5	2.5	12	46	5.5	20	9	43	5.5		40	3	98
M62-3	3	14	50	6	21	10	47	6		44	3	126
M62-3.5	3.5	16	54	7	23	11	51	7		48	3	154
M62-4	4	18	62	7	26	13	58	7		54	4	191
M62-5	5	22	74	9	32	15	70	9		66	4	271
M62-6	6	26	85	11	38	17	81	11		77	4	376
M62-8	8	30	103	12	26	19	99	12		95	4	548
M62-10	10	36	118	14	32	22	114	14		110	4	844
M62-12	12	36	130	14	36	22	126	14		122	4	870
M62-14	14	40	145	17	37	25	140	17		135	5	1359
M62-16	16	45	156	19	39	27.5	151	19		146	5	1543
M62-18	18	50	171	21	44	30	166	21		161	5	2417
M62-20	20	54	185	22	48	32	180	22		175	5	2818
M62-22	22	60	199	24	51	35	194	24		189	5	3590
M62-24	24	64	212	26	54	37	207	26		202	5	3916
M62-26	26	68	235	27	60	39	230	27		225	5	4770
M62-28	28	72	268	29	71	41	263	29		258	5	5390
M62-30	30	78	278	32	73	44	273	32		268	5	7679

-Consult Factory-

• All dimensions are in inches. All weights are in pounds. Weights are approximate.
 • Listed sound data is based on typical performance and should not be considered absolute.
 • *See [nomenclature guide](#) for additional information on part number creation.



EXTREME CHAMBER SILENCER

40 to 55 dBA Noise Reduction

pricing

M72 OVERVIEW

The M72 is engineered for areas requiring extreme grade noise reductions and is a reactive and absorptive silencer designed to achieve maximum attenuation as well as minimize radiated noise from breakout, without resorting to multiple silencers in series or custom designed silencers.


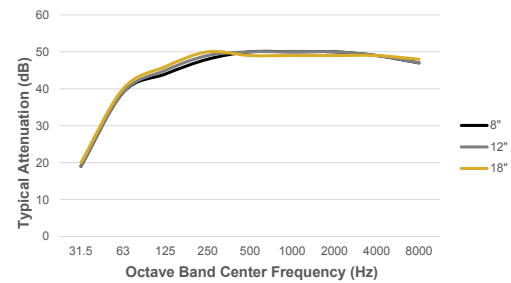
Typical application: Internal combustion engine exhausts in extremely low background noise areas, such as residential or hospital locations away from busy streets.

FEATURES

- Advanced acoustical design
- Heavy duty, all welded construction and long service life
- Easily installed in any position
- High heat silicone black finish
- Connections: Sizes 3.5 and under MNPT, 4 and up ANSI pattern flanged
- Sizes 6 and under are two chambered, 8 and above are three chambers
- Drain connection

OPTIONS / ACCESSORIES

- Explosion relief cover
- Flexible connectors
- Companion flanges
- Cleanout openings
- Custom inlet/outlet size, location and multiple orientations available
- Horizontal or vertical support arrangements
- Aluminized steel, Stainless Steel 304 or 316 construction available
- Special paints and finishes available
- Complete range of exhaust accessories



M72												
Part No.*	Size / ØC	ØA	B	N Min	N Max	O	P	R Min	R Max	S	H	Est Wt
M72-1.5	1.5	12	60	5		9	57	5		54	3	188
M72-2	2	12	64	6		9	61	6		58	3	204
M72-2.5	2.5	14	70	7		10	67	7		64	3	264
M72-3	3	16	74	7		11	71	7		68	3	329
M72-3.5	3.5	18	78	8		12	75	8		72	3	389
M72-4	4	22	84	8		15	80	8		76	4	498
M72-5	5	26	97	10		17	93	10		89	4	698
M72-6	6	30	110	12		19	106	12		102	4	944
M72-8	8	36	134	13		22	130	13		126	4	1511
M72-10	10	40	150	15		24	146	15		144	4	1910
M72-12	12	40	158	15		24	154	15		150	4	2084
M72-14	14	45	174	18		27.5	169	18		164	5	2549
M72-16	16	50	194	21		30	189	21		184	5	3237
M72-18	18	54	208	23		32	203	23		198	5	3944
M72-20	20	60	226	25		35	221	25		216	5	5443
M72-22	22	64	228	26		37	223	26		218	5	6006
M72-24	24	68	233	27		39	228	27		223	5	6638
M72-26	26	72	234	29		41	229	29		224	5	7196
M72-28	28	78	244	30		44	239	30		234	5	9513
M72-30	30	84	254	32		47	249	32		244	5	10807

• All dimensions are in inches. All weights are in pounds. Weights are approximate.
 • Listed sound data is based on typical performance and should not be considered absolute.
 • *See [nomenclature guide](#) for additional information on part number creation.



SUPER EXTREME CHAMBER SILENCER

45 to 60 dBA Noise Reduction

pricing

M82 OVERVIEW

The M82 is engineered for the highest degree of silencing in areas requiring super extreme grade noise reductions. The M82 is presently the top-of-the-line reactive and absorptive silencer designed to achieve maximum attenuation as well as minimize radiated noise from breakout, without resorting to multiple silencers in series or custom designed silencers.

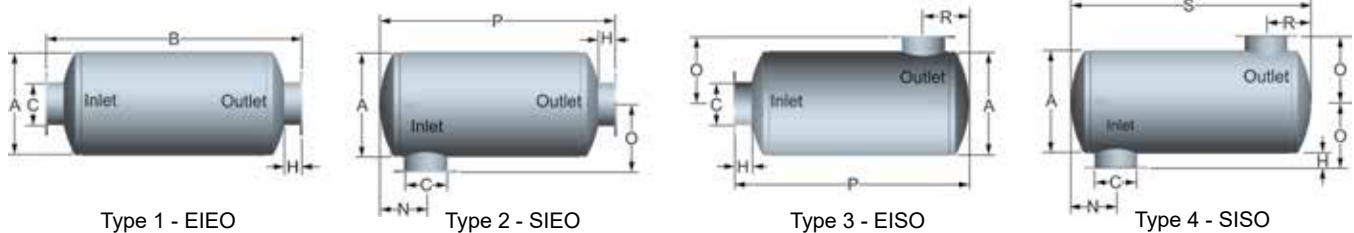
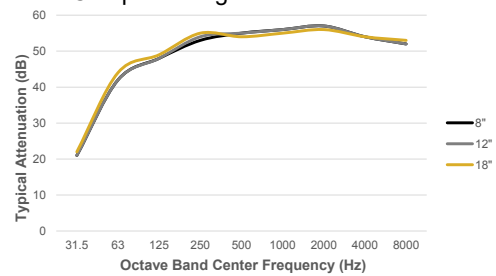
Typical application: Internal combustion engine exhausts in extremely low background noise areas, such as residential or hospital locations away from busy streets.

FEATURES

- Advanced acoustical design
- Heavy duty, all welded construction and long service life
- Easily installed in any position
- High heat silicone black finish
- Connections: Sizes 3.5 and under MNPT, 4 and up ANSI pattern flanged
- Sizes 6 and under are two chambered, 8 and above are three chambers
- Drain connection

OPTIONS / ACCESSORIES

- Explosion relief cover
- Flexible connectors
- Companion flanges
- Cleanout openings
- Custom inlet/outlet size, location and multiple orientations available
- Horizontal or vertical support arrangements
- Aluminized steel, Stainless Steel 304 or 316 construction available
- Special paints and finishes available
- Complete range of exhaust accessories



M82												
Part No.*	Size / ØC	ØA	B	N Min	N Max	O	P	R Min	R Max	S	H	Est Wt
M82-1.5	1.5	18	70	6		12	67	6		64	3	384
M82-2	2	20	74	6		13	71	6		68	3	460
M82-2.5	2.5	20	80	7		13	77	7		74	3	504
M82-3	3	22	84	8		14	81	8		78	3	583
M82-3.5	3.5	24	88	9		15	85	9		82	3	695
M82-4	4	26	94	10		17	90	10		86	4	788
M82-5	5	26	108	11	-Consult Factory-	17	104	11	-Consult Factory-	100	4	913
M82-6	6	30	118	13	-Consult Factory-	19	114	13	-Consult Factory-	110	4	1172
M82-8	8	36	134	14	-Consult Factory-	22	130	14	-Consult Factory-	126	4	1715
M82-10	10	40	150	16	-Consult Factory-	24	146	16	-Consult Factory-	142	4	2164
M82-12	12	40	158	16	-Consult Factory-	24	154	16	-Consult Factory-	150	4	2356
M82-14	14	45	174	19	-Consult Factory-	27.5	169	19	-Consult Factory-	164	5	3017
M82-16	16	50	194	22	-Consult Factory-	30	189	22	-Consult Factory-	184	5	3805
M82-18	18	54	208	24	-Consult Factory-	32	203	24	-Consult Factory-	198	5	4502
M82-20	20	60	226	26	-Consult Factory-	35	221	26	-Consult Factory-	216	5	6185
M82-22	22	64	228	27	-Consult Factory-	37	223	27	-Consult Factory-	218	5	7086
M82-24	24	68	233	28	-Consult Factory-	39	228	28	-Consult Factory-	223	5	7810
M82-26	26	72	234	30	-Consult Factory-	41	229	30	-Consult Factory-	224	5	8419
M82-28	28	78	244	31	-Consult Factory-	44	239	31	-Consult Factory-	234	5	11045
M82-30	30	84	254	33	-Consult Factory-	47	249	33	-Consult Factory-	244	5	12545

• All dimensions are in inches. All weights are in pounds. Weights are approximate.
 • Listed sound data is based on typical performance and should not be considered absolute.
 • *See [nomenclature guide](#) for additional information on part number creation.



INDUSTRIAL SPARK ARRESTING CHAMBER SILENCER

12 to 20 dBA Noise Reduction

pricing

MSA10 OVERVIEW

The MSA10 silencer is engineered to provide an industrial grade attenuation with a highly efficient spark arrestor. Designed for use on the exhaust system of internal combustion engines where a fire hazard or dirt nuisance would exist from particles of carbon or ash in the exhaust stream.

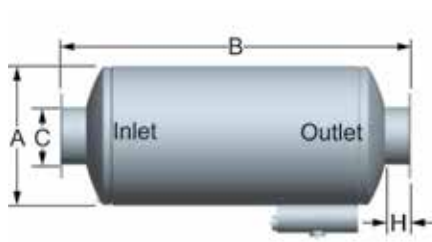
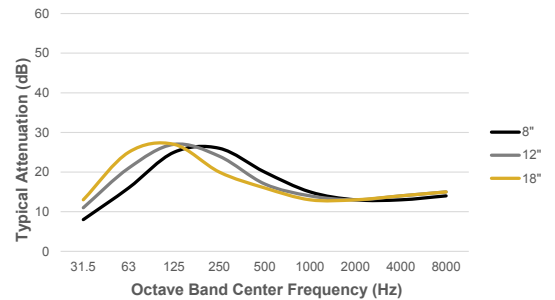
Typical Applications: Internal combustion engine exhausts, marine service, refineries/hazardous environments, and offshore drilling/production platforms

FEATURES

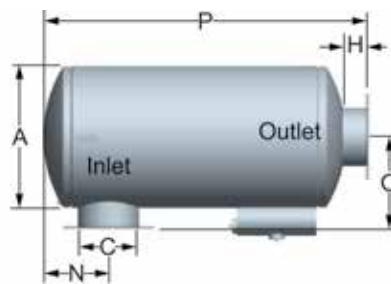
- Advanced acoustical design
- Heavy duty, all welded construction and long service life
- Easily installed in any position
- High heat silicone black finish
- Connections: ANSI pattern flanged
- Two chambers
- Drain connection

OPTIONS / ACCESSORIES

- Explosion relief cover
- Flexible connectors
- Companion flanges
- Cleanout openings
- Custom inlet/outlet size, location and multiple orientations available
- Horizontal or vertical support arrangements
- Aluminized steel, Stainless Steel 304 or 316 construction available
- Special paints and finishes available
- Complete range of exhaust accessories



Type 1 - EIEO



Type 2 - SIEO

MSA10									
Part No.*	Size / ØC	ØA	B	N Min	N Max	O	P	H	Est Wt
MSA10-4	4	10	30	5		9	26	4	40
MSA10-5	5	12	34	6		10	30	4	51
MSA10-6	6	14	41	6.5		11	37	4	75
MSA10-8	8	16	48	8.5		12	44	4	108
MSA10-10	10	18	50	9.5		13	46	4	138
MSA10-12	12	22	60	11.5		15	56	4	203
MSA10-14	14	30	70	13.5		20	65	5	394
MSA10-16	16	36	80	16.5		23	75	5	535
MSA10-18	18	40	90	17.5		25	85	5	858

-Consult Factory-

- All dimensions are in inches. All weights are in pounds. Weights are approximate.
- Listed sound data is based on typical performance and should not be considered absolute.
- *See [nomenclature guide](#) for additional information on part number creation.



RESIDENTIAL SPARK ARRESTING CHAMBER SILENCER

20 to 25 dBA Noise Reduction

pricing

MSA11 OVERVIEW

The MSA11 silencer is engineered to provide a residential grade attenuation with a highly efficient spark arrestor. Designed for use on the exhaust system of internal combustion engines where a fire hazard or dirt nuisance would exist from particles of carbon or ash in the exhaust stream.

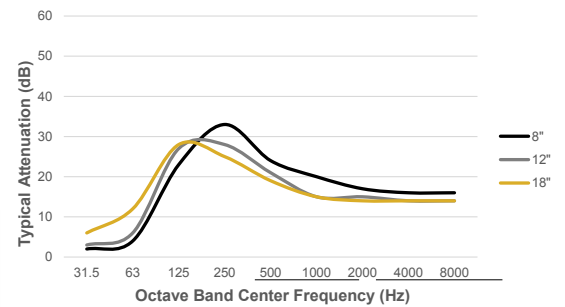
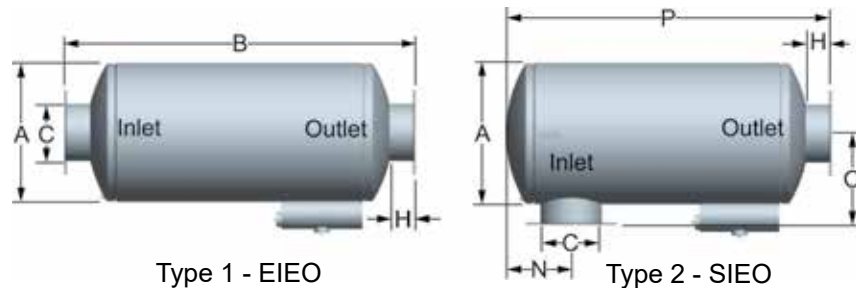
Typical Applications: Internal combustion engine exhausts, marine service, refineries/hazardous environments, and offshore drilling/production platforms

FEATURES

- Advanced acoustical design
- Heavy duty, all welded construction and long service life
- Easily installed in any position
- High heat silicone black finish
- Connections: Sizes 3.5 and under MNPT, 4 and up ANSI pattern flanged
- Two chambers
- Drain connection

OPTIONS / ACCESSORIES

- Explosion relief cover
- Flexible connectors
- Companion flanges
- Cleanout openings
- Custom inlet/outlet size, location and multiple orientations available
- Horizontal or vertical support arrangements
- Aluminized steel, Stainless Steel 304 or 316 construction available
- Special paints and finishes available
- Complete range of exhaust accessories



MSA11										
Part No.*	Size / ØC	ØA	B	N Min	N Max	O	P	H	Est Wt	
MSA11-1.5	1.5	9	20	3.5		7.5	17	3	20	
MSA11-2	2	9	20	4		7.5	17	3	21	
MSA11-2.5	2.5	10	24	4.5		8	21	3	28	
MSA11-3	3	12	26	5		9	23	3	41	
MSA11-3.5	3.5	14	30	5.5		10	27	3	55	
MSA11-4	4	14	36	6		11	32	4	64	
MSA11-5	5	16	43	7		12	39	4	88	
MSA11-6	6	18	49	7.5		13	45	4	110	
MSA11-8	8	22	59	9.5		15	55	4	178	
MSA11-10	10	26	64	11.5		17	60	4	280	
MSA11-12	12	30	77	13		19	73	4	416	
MSA11-14	14	36	83	15.5		23	78	5	558	
MSA11-16	16	40	90	16.5		25	85	5	793	
MSA11-18	18	45	96	18		27.5	91	5	950	
MSA11-20	20	50	109	20.5		30	104	5	1392	
MSA11-22	22	54	119	22.5		32	114	5	1806	
MSA11-24	24	60	125	24		35	120	5	2187	
MSA11-26	26	64	140	25.5		37	135	5	2586	
MSA11-28	28	68	155	26.5		39	150	5	2984	
MSA11-30	30	72	166	28		41	161	5	3445	

-Consult Factory-

• All dimensions are in inches. All weights are in pounds. Weights are approximate.
 • Listed sound data is based on typical performance and should not be considered absolute.
 • *See [nomenclature guide](#) for additional information on part number creation.



CRITICAL SPARK ARRESTING CHAMBER SILENCER

25 to 32 dBA Noise Reduction

pricing

MSA22 OVERVIEW

The MSA22 silencer is engineered to provide a critical grade attenuation with a highly efficient spark arrestor. Designed for use on the exhaust system of internal combustion engines where a fire hazard or dirt nuisance would exist from particles of carbon or ash in the exhaust stream.

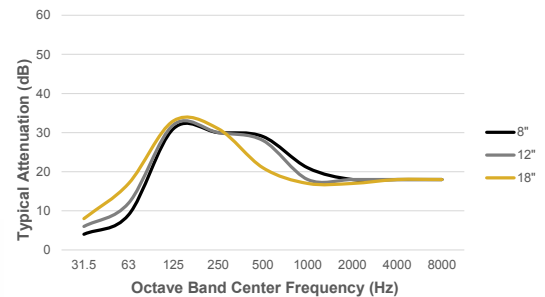
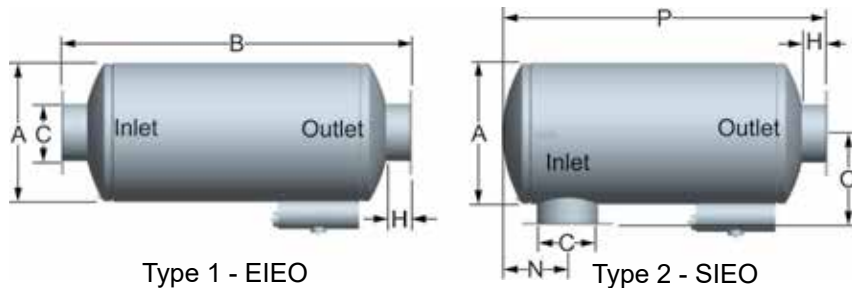
Typical Applications: Internal combustion engine exhausts, marine service, refineries/hazardous environments, and offshore drilling/production platforms

FEATURES

- Advanced acoustical design
- Heavy duty, all welded construction and long service life
- Easily installed in any position
- High heat silicone black finish
- Connections: Sizes 3.5 and under MNPT, 4 and up ANSI pattern flanged
- Two chambers
- Drain connection

OPTIONS / ACCESSORIES

- Explosion relief cover
- Flexible connectors
- Companion flanges
- Cleanout openings
- Custom inlet/outlet size, location and multiple orientations available
- Horizontal or vertical support arrangements
- Aluminized steel, Stainless Steel 304 or 316 construction available
- Special paints and finishes available
- Complete range of exhaust accessories



MSA22										
Part No.*	Size / ØC	ØA	B	N Min	N Max	O	P	H	Est Wt	
MSA22-1.5	1.5	9	30	4		7.5	27	3	27	
MSA22-2	2	9	30	4.5		7.5	27	3	28	
MSA22-2.5	2.5	10	34	5		8	31	3	37	
MSA22-3	3	12	38	5.5		9	35	3	54	
MSA22-3.5	3.5	14	42	6		10	39	3	70	
MSA22-4	4	14	48	6		11	44	4	77	
MSA22-5	5	16	57	7		12	53	4	108	
MSA22-6	6	18	63	8		13	59	4	132	
MSA22-8	8	22	74	9.5		15	70	4	205	
MSA22-10	10	26	87	11.5		17	83	4	356	
MSA22-12	12	30	102	13		19	98	4	518	
MSA22-14	14	36	109	15.5		23	104	5	687	
MSA22-16	16	40	119	16.5		25	114	5	976	
MSA22-18	18	45	127	18		27.5	122	5	1169	
MSA22-20	20	50	137	20.5		30	132	5	1676	
MSA22-22	22	54	149	22.5		32	144	5	2127	
MSA22-24	24	60	162	24		35	157	5	2627	
MSA22-26	26	64	183	25.5		37	178	5	3106	
MSA22-28	28	68	200	26.5		39	195	5	3561	
MSA22-30	30	72	216	28		41	211	5	4140	

-Consult Factory-

• All dimensions are in inches. All weights are in pounds. Weights are approximate.
 • Listed sound data is based on typical performance and should not be considered absolute.
 • *See [nomenclature guide](#) for additional information on part number creation.



SUPER CRITICAL SPARK ARRESTING CHAMBER SILENCER

30 to 38 dBA Noise Reduction

pricing

MSA33 OVERVIEW

The MSA33 silencer is engineered to provide a super critical grade attenuation with a highly efficient spark arrestor. Designed for use on the exhaust system of internal combustion engines where a fire hazard or dirt nuisance would exist from particles of carbon or ash in the exhaust stream. Great for quiet residential areas where background noise is relatively low and super critical grade silencing with a spark arresting feature is required

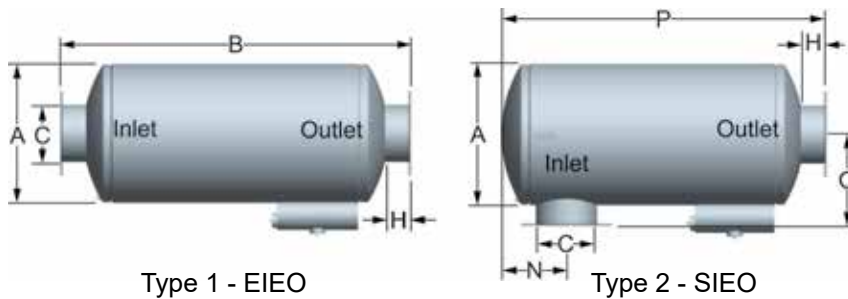
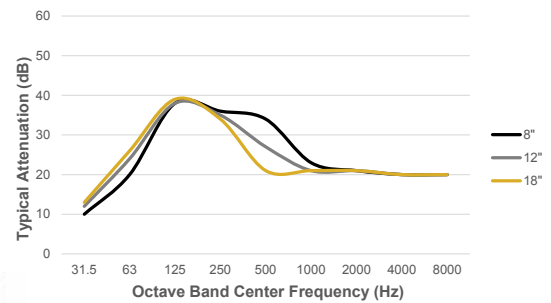
Typical Applications: Internal combustion engine exhausts, marine service, refineries/hazardous environments, and offshore drilling/production platforms

FEATURES

- Advanced acoustical design
- Heavy duty, all welded construction and long service life
- Easily installed in any position
- High heat silicone black finish
- Connections: ANSI pattern flanged
- Two chambers
- Drain connection

OPTIONS / ACCESSORIES

- Explosion relief cover
- Flexible connectors
- Companion flanges
- Cleanout openings
- Custom inlet/outlet size, location and multiple orientations available
- Horizontal or vertical support arrangements
- Aluminized steel, Stainless Steel 304 or 316 construction available
- Special paints and finishes available
- Complete range of exhaust accessories



MSA33										
Part No.*	Size / ØC	ØA	B	N Min	N Max	O	P	H	Est Wt	
MSA33-4	4	16	51	6.5		12	47	4	94	
MSA33-5	5	18	62	7		13	58	4	130	
MSA33-6	6	22	69	8.5		15	65	4	186	
MSA33-8	8	26	82	10		17	78	4	318	
MSA33-10	10	30	102	12		19	98	4	494	
MSA33-12	12	36	112	15		22	108	4	690	
MSA33-14	14	40	120	15.5		25	115	5	968	
MSA33-16	16	45	126	17		27.5	121	5	1155	
MSA33-18	18	50	135	19.5		30	130	5	1636	
MSA33-20	20	54	149	21.5		32	144	5	2086	
MSA33-22	22	60	157	23		35	152	5	2492	
MSA33-24	24	64	164	24.5		37	159	5	2831	
MSA33-26	26	68	184	25.5		39	179	5	3316	
MSA33-28	28	72	205	27		41	200	5	3821	
MSA33-30	30	78	220	28.5		44	215	5	5324	

• All dimensions are in inches. All weights are in pounds. Weights are approximate.
 • Listed sound data is based on typical performance and should not be considered absolute.
 • *See [nomenclature guide](#) for additional information on part number creation.



HOSPITAL SPARK ARRESTING CHAMBER SILENCER

35 to 42 dBA Noise Reduction

pricing

MSA44 OVERVIEW

The MSA44 silencer is engineered to provide a hospital grade attenuation with a highly efficient spark arrestor. Designed for use on the exhaust system of internal combustion engines where a fire hazard or dirt nuisance would exist from particles of carbon or ash in the exhaust stream. Suitable for use where background noise is extremely low, such as residential or hospital locations away from busy streets.

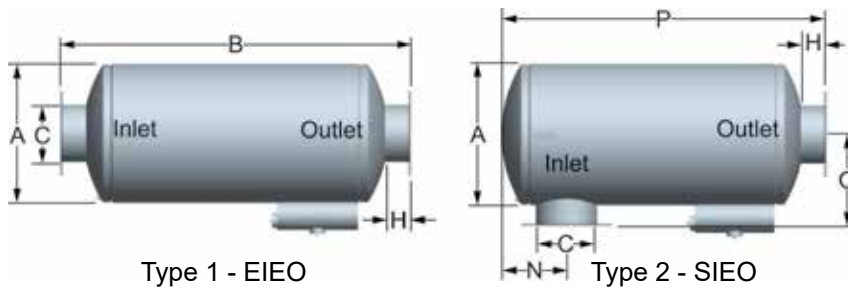
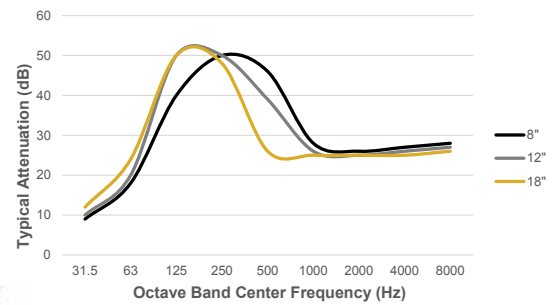
Typical Applications: Internal combustion engine exhausts, marine service, refineries/hazardous environments, and offshore drilling/production platforms

FEATURES

- Advanced acoustical design
- Heavy duty, all welded construction and long service life
- Easily installed in any position
- High heat silicone black finish
- Connections: ANSI pattern flanged
- Sizes 6 and under are two chambered, 8 and above are three chambers
- Drain connection

OPTIONS / ACCESSORIES

- Explosion relief cover
- Flexible connectors
- Companion flanges
- Cleanout openings
- Custom inlet/outlet size, location and multiple orientations available
- Horizontal or vertical support arrangements
- Aluminized steel, Stainless Steel 304 or 316 construction available
- Special paints and finishes available
- Complete range of exhaust accessories



MSA44										
Part No.*	Size / ØC	ØA	B	N Min	N Max	O	P	H	Est Wt	
MSA44-4	4	18	62	7		13	58	4	119	
MSA44-5	5	22	74	9		15	70	4	189	
MSA44-6	6	26	85	11		17	81	4	305	
MSA44-8	8	30	103	12		19	99	4	517	
MSA44-10	10	36	118	14		22	114	4	730	
MSA44-12	12	36	130	14	-Consult Factory-	22	126	4	820	
MSA44-14	14	40	145	17		25	140	5	1188	
MSA44-16	16	45	156	19		27.5	151	5	1461	
MSA44-18	18	50	171	21		30	166	5	2111	
MSA44-20	20	54	185	22		32	180	5	2664	
MSA44-22	22	60	199	24		35	194	5	3237	
MSA44-24	24	64	212	26		37	207	5	3693	
MSA44-26	26	66	235	27		39	230	5	4313	
MSA44-28	28	72	268	29		41	263	5	5053	
MSA44-30	30	78	278	32		44	273	5	6866	

• All dimensions are in inches. All weights are in pounds. Weights are approximate.
 • Listed sound data is based on typical performance and should not be considered absolute.
 • *See [nomenclature guide](#) for additional information on part number creation.



HOSPITAL PLUS SPARK ARRESTING CHAMBER SILENCER

35 to 50 dBA Noise Reduction

pricing

MSA55 OVERVIEW

The MSA55 silencer is engineered to provide the highest grade attenuation with a highly efficient spark arrestor. The MSA55 is a reactive silencer with absorptive type features without resorting to multiple silencers in series or custom designed silencers. Designed for use on the exhaust system of internal combustion engines where a fire hazard or dirt nuisance would exist from particles of carbon or ash in the exhaust stream. Suitable for use where background noise is extremely low, such as residential or hospital locations away from busy streets.

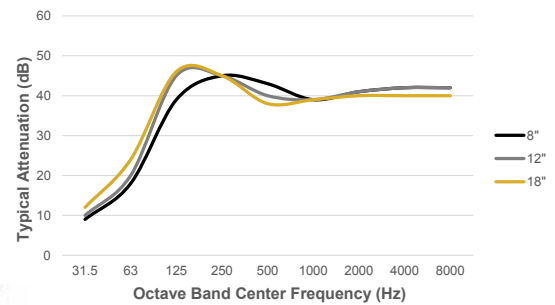
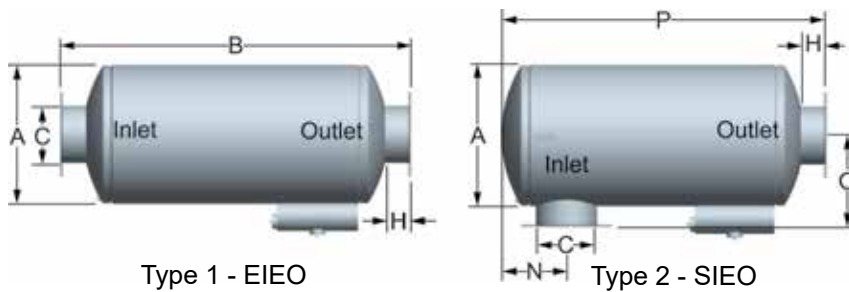
Typical Applications: Internal combustion engine exhausts, marine service, refineries/hazardous environments, and offshore drilling/production platforms

FEATURES

- Advanced acoustical design
- Heavy duty, all welded construction and long service life
- Easily installed in any position
- High heat silicone black finish
- Connections: ANSI pattern flanged
- Three chambers
- Drain connection

OPTIONS / ACCESSORIES

- Explosion relief cover
- Flexible connectors
- Companion flanges
- Cleanout openings
- Custom inlet/outlet size, location and multiple orientations available
- Horizontal or vertical support arrangements
- Aluminized steel, Stainless Steel 304 or 316 construction available
- Special paints and finishes available
- Complete range of exhaust accessories



MSA55									
Part No.*	Size / ØC	ØA	B	N Min	N Max	O	P	H	Est Wt
MSA55-4	4	18	62	7		13	58	4	200
MSA55-5	5	22	74	9		15	70	4	314
MSA55-6	6	26	85	11		17	81	4	382
MSA55-8	8	30	103	12		19	99	4	590
MSA55-10	10	36	118	14		22	114	4	829
MSA55-12	12	36	130	14		22	126	4	953
MSA55-14	14	40	145	17		25	140	5	1345
MSA55-16	16	45	156	19		27.5	151	5	1628
MSA55-18	18	50	171	21		30	166	5	2371
MSA55-20	20	54	185	22		32	180	5	2969
MSA55-22	22	60	199	24		35	194	5	3562
MSA55-24	24	64	212	26		37	207	5	4048
MSA55-26	26	68	235	27		39	230	5	4737
MSA55-28	28	72	268	29		41	263	5	5692
MSA55-30	30	78	278	32		44	273	5	7573

-Consult Factory-

• All dimensions are in inches. All weights are in pounds. Weights are approximate.
 • Listed sound data is based on typical performance and should not be considered absolute.
 • *See [nomenclature guide](#) for additional information on part number creation.



LOW PRESSURE DROP/TURBO SILENCER

13 to 16 dBA Noise Reduction

pricing

MT22 OVERVIEW

The MT22 silencer is engineered to provide silencing in areas where background noise is relatively high and moderate silencing is needed, and back pressure requirements call for a low pressure drop silencer.

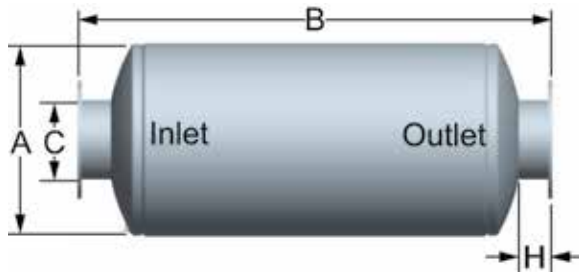
Typical Applications: Internal combustion engine intakes and exhausts, as well as turbo charged reciprocating engines with low allowable back pressure

FEATURES

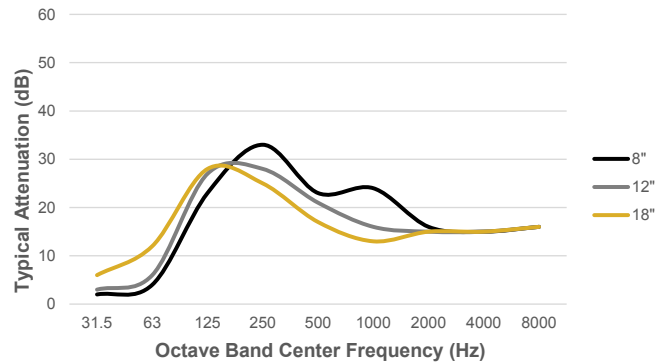
- Advanced acoustical design
- All welded construction and long service life
- Easily installed in any position
- High heat silicone black finish
- Two chambers
- Drain connection

OPTIONS / ACCESSORIES

- Explosion relief cover
- Flexible connectors
- Companion flanges
- Cleanout openings
- Custom inlet/outlet size, location and multiple orientations available
- Horizontal or vertical support arrangements
- Aluminized steel, Stainless Steel 304 or 316 construction available
- Special paints and finishes available
- Complete range of exhaust accessories



Type 1 - EIEO



MT22					
Part No.*	Size / ØC	ØA	B	H	Est Wt
MT22-4	4	14	36	4	64
MT22-5	5	16	43	4	87
MT22-6	6	18	49	4	109
MT22-8	8	22	59	4	181
MT22-10	10	26	64	4	290
MT22-12	12	30	77	4	440
MT22-14	14	36	83	5	593
MT22-16	16	40	90	5	813
MT22-18	18	45	96	5	963
MT22-20	20	50	109	5	1438
MT22-22	22	54	119	5	1845
MT22-24	24	60	125	5	2194
MT22-26	26	64	140	5	2573
MT22-28	28	68	155	5	2966
MT22-30	30	72	166	5	3381

- All dimensions are in inches. All weights are in pounds. Weights are approximate.
- Listed sound data is based on typical performance and should not be considered absolute.
- *See [nomenclature guide](#) for additional information on part number creation.



LOW PRESSURE DROP/TURBO SILENCER

16 to 19 dBA Noise Reduction

pricing

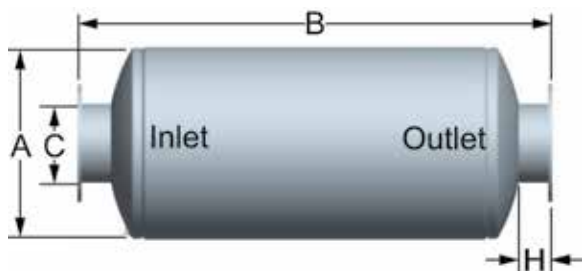
MT32 OVERVIEW

The MT32 silencer is engineered to provide average silencing in areas where some background noise is always present and effective, but not complete silencing is needed, and back pressure requirements call for a low pressure drop silencer.

Typical Applications: Internal combustion engine intakes and exhausts, as well as turbo charged reciprocating engines with low allowable back pressure

FEATURES

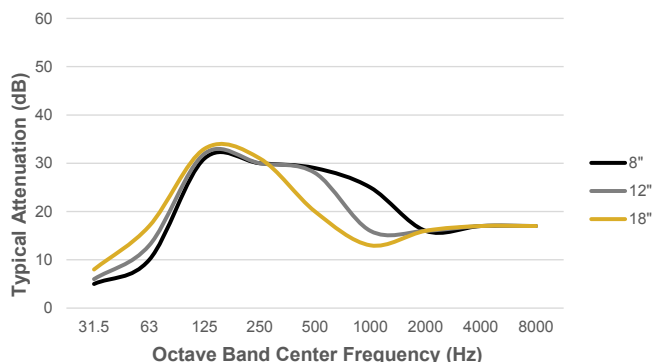
- Advanced acoustical design
- All welded construction and long service life
- Easily installed in any position
- High heat silicone black finish
- Two chambers
- Drain connection



Type 1 - EIEO

OPTIONS / ACCESSORIES

- Explosion relief cover
- Flexible connectors
- Companion flanges
- Cleanout openings
- Custom inlet/outlet size, location and multiple orientations available
- Horizontal or vertical support arrangements
- Aluminized steel, Stainless Steel 304 or 316 construction available
- Special paints and finishes available
- Complete range of exhaust accessories



MT32					
Part No.*	Size / ØC	ØA	B	H	Est Wt
MT32-4	4	14	48	4	80
MT32-5	5	16	57	4	109
MT32-6	6	18	63	4	136
MT32-8	8	22	74	4	217
MT32-10	10	26	87	4	377
MT32-12	12	30	102	4	552
MT32-14	14	36	109	5	731
MT32-16	16	40	119	5	1013
MT32-18	18	45	127	5	1204
MT32-20	20	50	137	5	1754
MT32-22	22	54	149	5	2199
MT32-24	24	60	162	5	2660
MT32-26	26	64	183	5	3135
MT32-28	28	68	200	5	3589
MT32-30	30	72	216	5	4124

- All dimensions are in inches. All weights are in pounds. Weights are approximate.
- Listed sound data is based on typical performance and should not be considered absolute.
- *See [nomenclature guide](#) for additional information on part number creation.



LOW PRESSURE DROP/TURBO SILENCER

19 to 22 dBA Noise Reduction

pricing

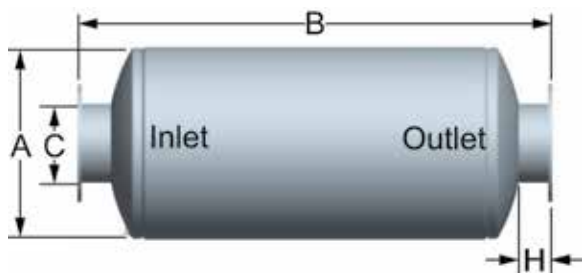
MT42 OVERVIEW

The MT42 silencer is engineered to provide better than average silencing in areas where ambient noise is relatively low, and back pressure requirements call for a low pressure drop silencer.

Typical Applications: Internal combustion engine intakes and exhausts, as well as turbo charged reciprocating engines with low allowable back pressure

FEATURES

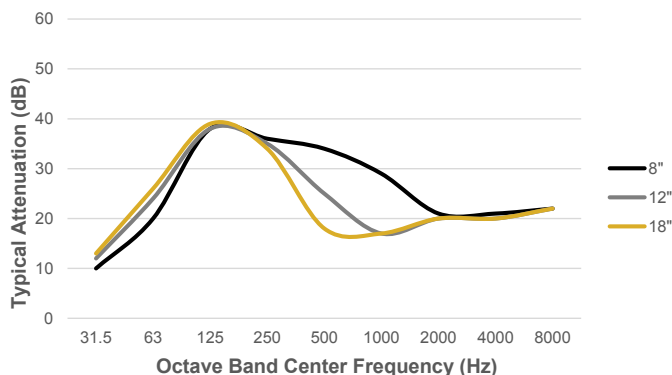
- Advanced acoustical design
- All welded construction and long service life
- Easily installed in any position
- High heat silicone black finish
- Two chambers
- Drain connection



Type 1 - EIEO

OPTIONS / ACCESSORIES

- Explosion relief cover
- Flexible connectors
- Companion flanges
- Cleanout openings
- Custom inlet/outlet size, location and multiple orientations available
- Horizontal or vertical support arrangements
- Aluminized steel, Stainless Steel 304 or 316 construction available
- Special paints and finishes available
- Complete range of exhaust accessories



MT42						
Part No.*	Size / ØC	ØA	B	H	Est Wt	
MT42-4	4	16	51	4	96	
MT42-5	5	18	62	4	129	
MT42-6	6	22	69	4	185	
MT42-8	8	26	82	4	318	
MT42-10	10	30	102	4	509	
MT42-12	12	36	112	4	691	
MT42-14	14	40	120	5	989	
MT42-16	16	45	126	5	1182	
MT42-18	18	50	135	5	1663	
MT42-20	20	54	149	5	2156	
MT42-22	22	60	157	5	2563	
MT42-24	24	64	164	5	2911	
MT42-26	26	68	184	5	3399	
MT42-28	28	72	205	5	3921	
MT42-30	30	78	220	5	5437	

• All dimensions are in inches. All weights are in pounds. Weights are approximate.
 • Listed sound data is based on typical performance and should not be considered absolute.
 • *See [nomenclature guide](#) for additional information on part number creation.



LOW PRESSURE DROP/TURBO SILENCER

23 to 25 dBA Noise Reduction

pricing

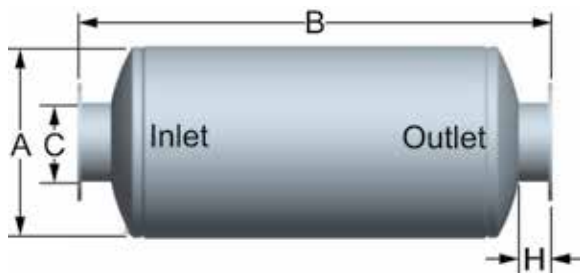
MT52 OVERVIEW

The MT52 silencer is engineered to provide silencing in areas where ambient noise is relatively low, and back pressure requirements call for a low pressure drop silencer.

Typical Applications: Internal combustion engine intakes and exhausts, as well as turbo charged reciprocating engines with low allowable back pressure

FEATURES

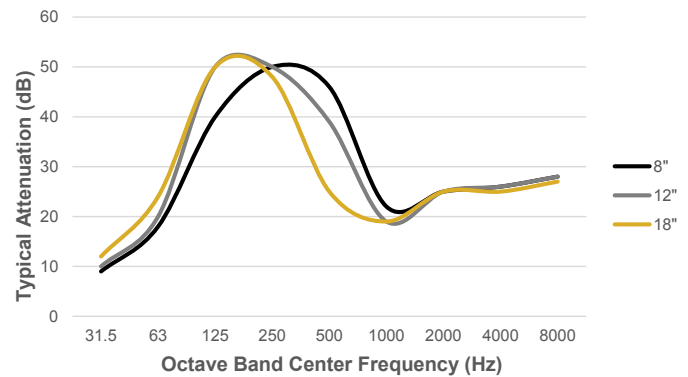
- Advanced acoustical design
- All welded construction and long service life
- Easily installed in any position
- High heat silicone black finish
- Sizes 6 and under have two chambers, 8 and above have three chambers
- Drain connection



Type 1 - EIEO

OPTIONS / ACCESSORIES

- Explosion relief cover
- Flexible connectors
- Companion flanges
- Cleanout openings
- Custom inlet/outlet size, location and multiple orientations available
- Horizontal or vertical support arrangements
- Aluminized steel, Stainless Steel 304 or 316 construction available
- Special paints and finishes available
- Complete range of exhaust accessories



MT52					
Part No.*	Size / ØC	ØA	B	H	Est Wt
MT52-4	4	18	62	4	120
MT52-5	5	22	74	4	188
MT52-6	6	26	85	4	308
MT52-8	8	30	103	4	525
MT52-10	10	36	118	4	755
MT52-12	12	36	130	4	835
MT52-14	14	40	145	5	1235
MT52-16	16	45	156	5	1500
MT52-18	18	50	171	5	2151
MT52-20	20	54	185	5	2777
MT52-22	22	60	199	5	3351
MT52-24	24	64	212	5	3811
MT52-26	26	68	235	5	4451
MT52-28	28	72	268	5	5221
MT52-30	30	78	278	5	7051

- All dimensions are in inches. All weights are in pounds. Weights are approximate.
- Listed sound data is based on typical performance and should not be considered absolute.
- *See [nomenclature guide](#) for additional information on part number creation.

RESIDENTIAL LOW PROFILE PANCAKE CHAMBER

22 to 28 dBA Noise Reduction

pricing

MD22 OVERVIEW

The MD22 is engineered to provide a residential grade attenuation while minimizing space usage. It is an excellent choice for packaged power and process skids where space is a premium. Dual inlets and other custom designs can be easily incorporated. Suitable for use where background noise is relatively high and constant. The need for higher degrees of silencing should be minimal.

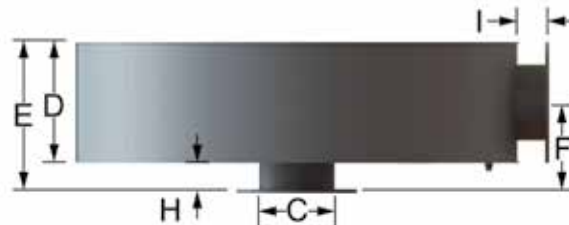
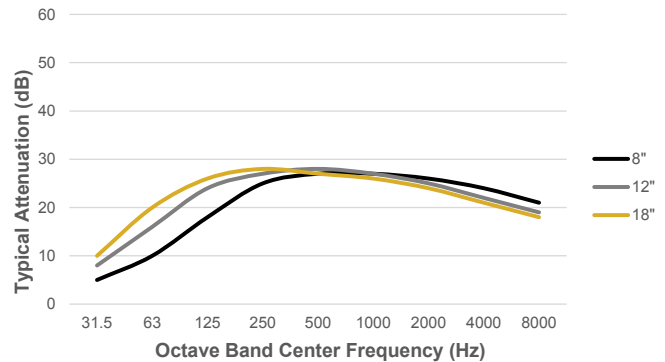
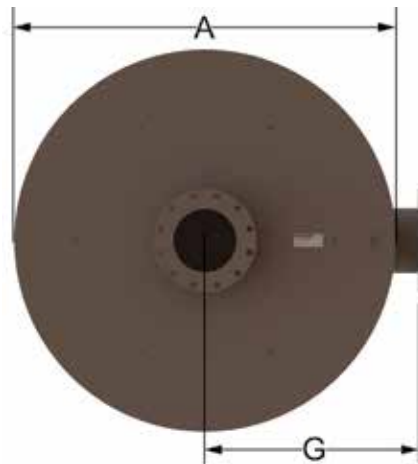
Typical Applications: Internal combustion engines, process skids, genset enclosures, as well as marine engines.

FEATURES

- Heavy duty, welded construction
- Unpacked/Non-insulated design
- ANSI drilled 125/150 lb. flanges on inlet and outlet
- High-temperature, prime coated black finish
- Lift lugs

OPTIONS / ACCESSORIES

- Low surface temperature design
- Stainless steel construction: 304 or 316
- Custom inlet/outlet size, location and multiple orientations available
- Support brackets
- Special paints and finishes available
- 1" to 2" internal insulation available
- Complete range of exhaust accessories



MD22										
Part No.*	Size / ØC	ØA	D	E	F	G	H	I	Est Wt	
MD22-4	4	22	7	11	7.5	15	4	4	103	
MD22-5	5	24	8	12	8	16	4	4	119	
MD22-6	6	28	8.5	12.5	8.25	18	4	4	147	
MD22-8	8	33	13	17	10.5	20.5	4	4	242	
MD22-10	10	41	13	17	10.5	24.5	4	4	329	
MD22-12	12	45	17	21	12.5	26.5	4	4	464	
MD22-14	14	52	18	22	13	30	4	4	539	
MD22-16	16	59	21	25	14.5	33.5	4	4	716	
MD22-18	18	65	23	27	15.5	36.5	4	4	825	

- All dimensions are in inches. All weights are in pounds. Weights are approximate.
- A minimum 3" gap is recommended between the silencer and enclosure roof.
- Low Profile Orientations Available: Side In-End Out, Side In-Side Out, End In-End Out or Dual in options.
- Listed sound data is based on typical performance and should not be considered absolute.
- *See [nomenclature guide](#) for additional information on part number creation.



CRITICAL LOW PROFILE PANCAKE CHAMBER

25 to 32 dBA Noise Reduction

pricing

MD32 OVERVIEW

The MD32 is engineered to provide a critical grade attenuation while minimizing space usage. It is an excellent choice for packaged power and process skids where space is a premium. Dual inlets and other custom designs can be easily incorporated. Design not only reduces surface temperature, but also radiated noise. Suitable for use where background noise is extremely low, such as residential or hospital locations away from busy streets.

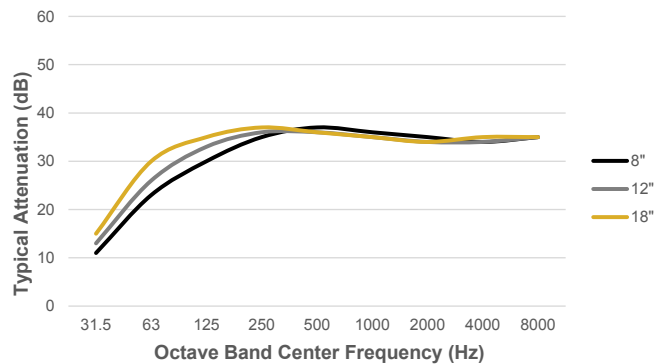
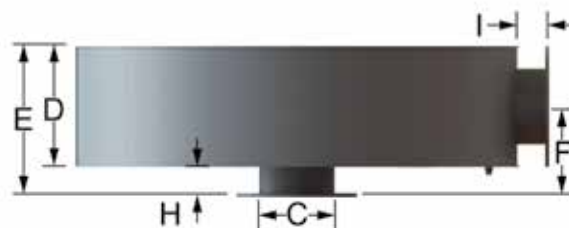

Typical Applications: Internal combustion engines, process skids, genset enclosures, as well as marine engines.

FEATURES

- Heavy duty, welded construction
- Low surface temperature design
- ANSI drilled 125/150 lb. flanges on inlet and outlet
- High-temperature, prime coated black finish
- 2" thick internal insulation within double wall construction
- Lift lugs

OPTIONS / ACCESSORIES

- Stainless steel construction: 304 or 316
- Custom inlet/outlet size, location and multiple orientations available
- Support brackets
- Special paints and finishes available
- 1" internal insulation available
- Complete range of exhaust accessories



MD32										
Part No.*	Size / ØC	ØA	D	E	F	G	H	I	Est Wt	
MD32-4	4	28	9	13	8.5	18	4	4	130	
MD32-5	5	29	11	15	9.5	18.5	4	4	150	
MD32-6	6	33	12	16	10	20.5	4	4	192	
MD32-8	8	45	14	18	11	26.5	4	4	341	
MD32-10	10	52	16	20	12	30	4	4	561	
MD32-12	12	62	18	22	13	35	4	4	816	
MD32-14	14	64	23	28	16.5	37	5	5	950	
MD32-16	16	74	25	30	17.5	42	5	5	1388	
MD32-18	18	84	27	32	18.5	47	5	5	1856	
MD32-20	20	92	28	33	19	51	5	5	2186	

- All dimensions are in inches. All weights are in pounds. Weights are approximate.
- A minimum 3" gap is recommended between the silencer and enclosure roof.
- Low Profile Orientations Available: Side In-End Out, Side In-Side Out, End In-End Out or Dual in options.
- Listed sound data is based on typical performance and should not be considered absolute.
- *See [nomenclature guide](#) for additional information on part number creation.



SUPER CRITICAL LOW PROFILE PANCAKE CHAMBER

30 to 37 dBA Noise Reduction

pricing

MD42 OVERVIEW

The MD42 is engineered to provide a super critical grade attenuation while minimizing space usage. It is an excellent choice for packaged power and process skids where space is a premium. Dual inlets and other custom designs can be easily incorporated. Design not only reduces surface temperature, but also radiated noise. Suitable for use where background noise is extremely low, such as residential or hospital locations away from busy streets.

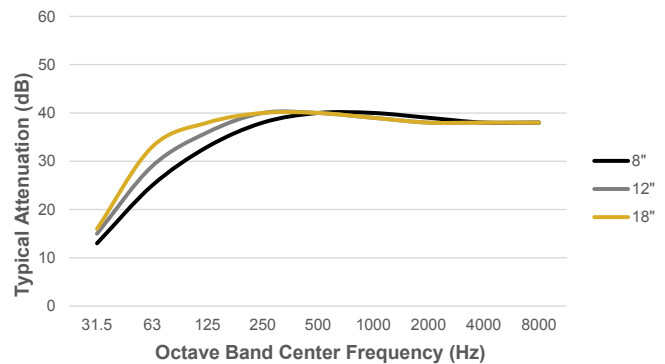
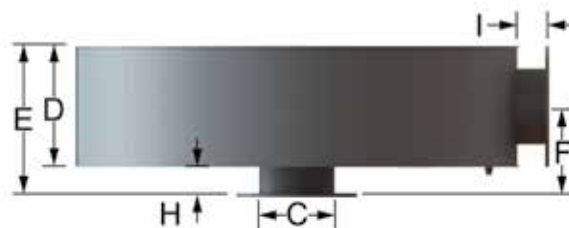

Typical Applications: Internal combustion engines, process skids, genset enclosures, as well as marine engines.

FEATURES

- Heavy duty, welded construction
- Low surface temperature design
- ANSI drilled 125/150 lb. flanges on inlet and outlet
- High-temperature, prime coated black finish
- 2" thick internal insulation within double wall construction
- Lift lugs

OPTIONS / ACCESSORIES

- Stainless steel construction: 304 or 316
- Custom inlet/outlet size, location and multiple orientations available
- Support brackets
- Special paints and finishes available
- 1" internal insulation available
- Complete range of exhaust accessories



MD42										
Part No.*	Size / ØC	ØA	D	E	F	G	H	I	Est Wt	
MD42-4	4	32	10	14	9	20	4	4	165	
MD42-5	5	32	11	15	9.5	20	4	4	174	
MD42-6	6	38	12	16	10	23	4	4	238	
MD42-8	8	52	14	18	11	30	4	4	518	
MD42-10	10	59	16	20	12	33.5	4	4	701	
MD42-12	12	70	18	22	13	39	4	4	984	
MD42-14	14	70	24	29	17	40	5	5	1104	
MD42-16	16	75	28	33	19	42.5	5	5	1518	
MD42-18	18	86	30	35	20	48	5	5	2006	
MD42-20	20	94	32	37	21	52	5	5	2375	

- All dimensions are in inches. All weights are in pounds. Weights are approximate.
- A minimum 3" gap is recommended between the silencer and enclosure roof.
- Low Profile Orientations Available: Side In-End Out, Side In-Side Out, End In-End Out or Dual in options.
- Listed sound data is based on typical performance and should not be considered absolute.
- *See [nomenclature guide](#) for additional information on part number creation.



HOSPITAL LOW PROFILE PANCAKE CHAMBER

35 to 42 dBA Noise Reduction

pricing

MD52 OVERVIEW

The MD52 is engineered to provide a hospital grade attenuation while minimizing space usage. It is an excellent choice for packaged power and process skids where space is a premium. Dual inlets and other custom designs can be easily incorporated. Design not only reduces surface temperature, but also radiated noise. Suitable for use where background noise is extremely low, such as residential or hospital locations away from busy streets.

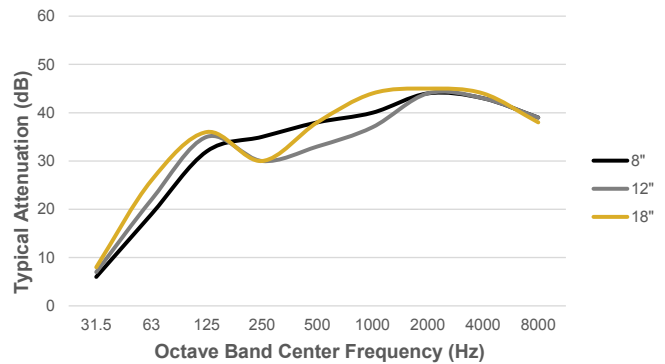
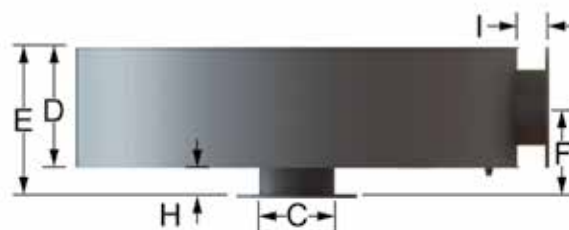
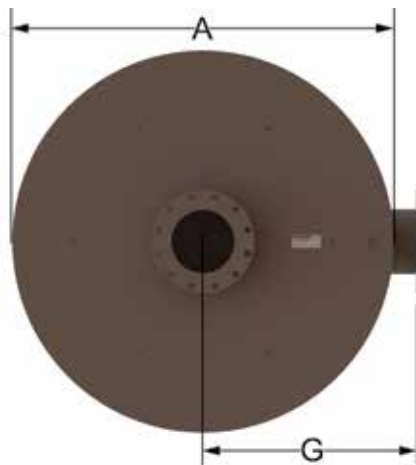
Typical Applications: Internal combustion engines, process skids, genset enclosures, as well as marine engines.

FEATURES

- Heavy duty, welded construction
- Low surface temperature design
- ANSI drilled 125/150 lb. flanges on inlet and outlet
- High-temperature, prime coated black finish
- 2" thick internal insulation within double wall construction
- Lift lugs

OPTIONS / ACCESSORIES

- Stainless steel construction: 304 or 316
- Custom inlet/outlet size, location and multiple orientations available
- Support brackets
- Special paints and finishes available
- 1" internal insulation available
- Complete range of exhaust accessories



MD52										
Part No.*	Size / ØC	ØA	D	E	F	G	H	I	Est Wt	
MD52-4	4	40	12	16	10	24	4	4	259	
MD52-5	5	49	14	18	11	28.5	4	4	413	
MD52-6	6	58	15	19	11.5	33	4	4	653	
MD52-8	8	68	17	21	12.5	38	4	4	906	
MD52-10	10	78	20	24	14	43	4	4	1373	
MD52-12	12	80	23	27	15.5	44	4	4	1544	
MD52-14	14	86	27	32	18.5	48	5	5	1961	
MD52-16	16	100	30	33	20	55	5	5	2598	
MD52-18	18	112	33	38	21.5	61	5	5	3359	
MD52-20	20	120	35	39	22.5	65	5	5	3864	

- All dimensions are in inches. All weights are in pounds. Weights are approximate.
- A minimum 3" gap is recommended between the silencer and enclosure roof.
- Low Profile Orientations Available: Side In-End Out, Side In-Side Out, End In-End Out or Dual in options.
- Listed sound data is based on typical performance and should not be considered absolute.
- *See [nomenclature guide](#) for additional information on part number creation.



RESIDENTIAL SPARK ARRESTING LOW PROFILE CHAMBER

19 to 25 dBA Noise Reduction

pricing

MDSA22 OVERVIEW

The MDSA22 is engineered to provide a spark arresting residential grade attenuation while minimizing space usage where fire hazards exist. Centrifugal force separates solids from the exhaust gas stream in an easily accessible cleanout. It is an excellent choice for packaged power and process skids where space is a premium. Dual inlets and other custom designs can be easily incorporated. Suitable for use where background noise is extremely low, such as residential or industrial locations away from busy streets.

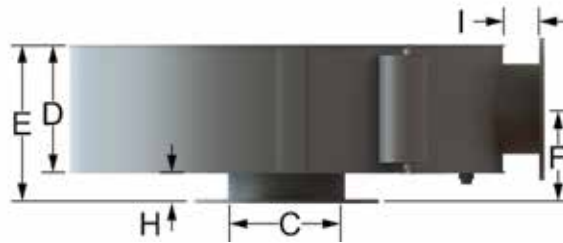

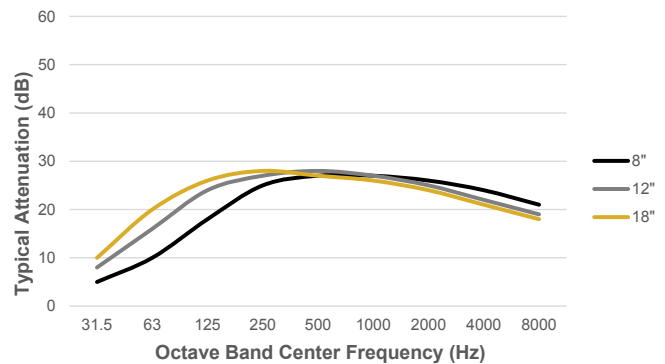
Typical Applications: Internal combustion engines, process skids, genset enclosures, as well as marine engines.

OPTIONS / ACCESSORIES

- Low surface temperature design
- Stainless steel construction: 304 or 316
- Custom inlet/outlet size, location and multiple orientations available
- Support brackets
- Special paints and finishes available
- 1" to 2" internal insulation available
- Complete range of exhaust accessories

FEATURES

- Heavy duty, welded construction
- Unpacked/Non-insulated design
- Low surface temperature design
- ANSI drilled 125/150 lb. flanges on inlet and outlet
- High-temperature, prime coated black finish
- Lift lugs



MDSA22										
Part No.*	Size / ØC	ØA	D	E	F	G	H	I	Est Wt	
MDSA22-4	4	22	7	11	7.5	15	4	4	105	
MDSA22-5	5	24	8	12	8	16	4	4	121	
MDSA22-6	6	28	8.5	12.5	8.25	18	4	4	149	
MDSA22-8	8	33	12	16	10	20.5	4	4	239	
MDSA22-10	10	41	13	17	10.5	24.5	4	4	335	
MDSA22-12	12	45	17	21	12.5	26.5	4	4	475	
MDSA22-14	14	52	18	22	13	30	4	4	550	
MDSA22-16	16	59	21	23	14.5	33.5	4	4	728	
MDSA22-18	18	65	23	27	15.5	36.5	4	4	838	

- All dimensions are in inches. All weights are in pounds. Weights are approximate.
- A minimum 3" gap is recommended between the silencer and enclosure roof.
- Listed sound data is based on typical performance and should not be considered absolute.
- *See [nomenclature guide](#) for additional information on part number creation.



CRITICAL SPARK ARRESTING LOW PROFILE CHAMBER

22 to 28 dBA Noise Reduction

pricing

MDSA32 OVERVIEW

The MDSA32 is engineered to provide a spark arresting critical grade attenuation while minimizing space usage where fire hazards exist. Centrifugal force separates solids from the exhaust gas stream in an easily accessible cleanout. It is an excellent choice for packaged power and process skids where space is a premium. Dual inlets and other custom designs can be easily incorporated. Design not only reduces surface temperature, but also radiated noise.

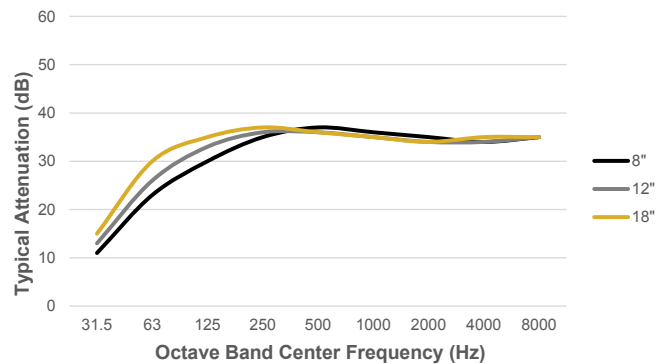
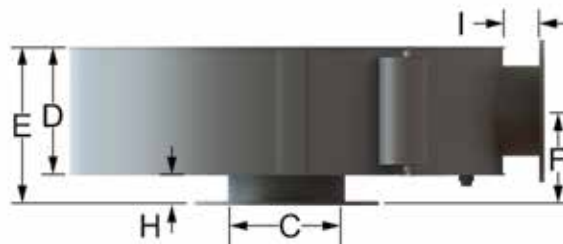
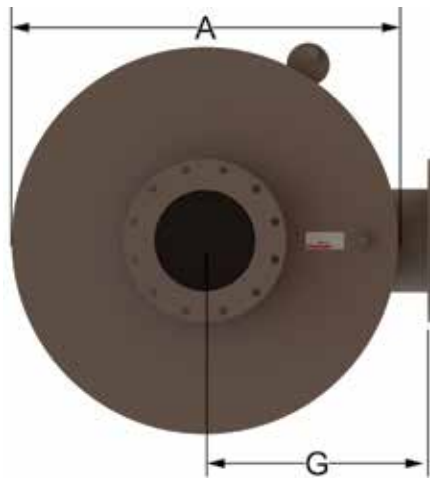
Typical Applications: Internal combustion engines, process skids, genset enclosures, as well as marine engines.

FEATURES

- Heavy duty, welded construction
- Low surface temperature design
- ANSI drilled 125/150 lb. flanges on inlet and outlet
- High-temperature, prime coated black finish
- 2" thick internal insulation within double wall construction
- Lift lugs

OPTIONS / ACCESSORIES

- Stainless steel construction: 304 or 316
- Custom inlet/outlet size, location and multiple orientations available
- Support brackets
- Special paints and finishes available
- 1" internal insulation available
- Complete range of exhaust accessories



MDSA32										
Part No.*	Size / ØC	ØA	D	E	F	G	H	I	Est Wt	
MDSA32-4	4	28	9	13	8.5	18	4	4	130	
MDSA32-5	5	29	11	15	9.5	18.5	4	4	150	
MDSA32-6	6	33	12	16	10	20.5	4	4	192	
MDSA32-8	8	45	14	18	11	26.5	4	4	341	
MDSA32-10	10	52	16	20	12	30	4	4	561	
MDSA32-12	12	62	18	22	13	35	4	4	816	
MDSA32-14	14	64	23	28	16.5	37	5	5	950	
MDSA32-16	16	74	25	30	17.5	42	5	5	1388	
MDSA32-18	18	84	27	32	18.5	47	5	5	1856	
MDSA32-20	20	92	28	33	19	51	5	5	2186	

- All dimensions are in inches. All weights are in pounds. Weights are approximate.
- A minimum 3" gap is recommended between the silencer and enclosure roof.
- Listed sound data is based on typical performance and should not be considered absolute.
- *See [nomenclature guide](#) for additional information on part number creation.



SUPER CRITICAL SPARK ARRESTING LOW PROFILE CHAMBER

30 to 37 dBA Noise Reduction

pricing

MDSA42 OVERVIEW

The MDSA42 is engineered to provide a spark arresting super critical grade attenuation while minimizing space usage where fire hazards exist. Centrifugal force separates solids from the exhaust gas stream in an easily accessible cleanout. It is an excellent choice for packaged power and process skids where space is a premium. Dual inlets and other custom designs can be easily incorporated. Design not only reduces surface temperature, but also radiated noise. Suitable for use where background noise is extremely low, such as residential or hospital locations away from busy streets.

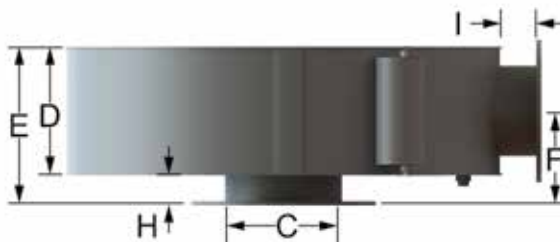

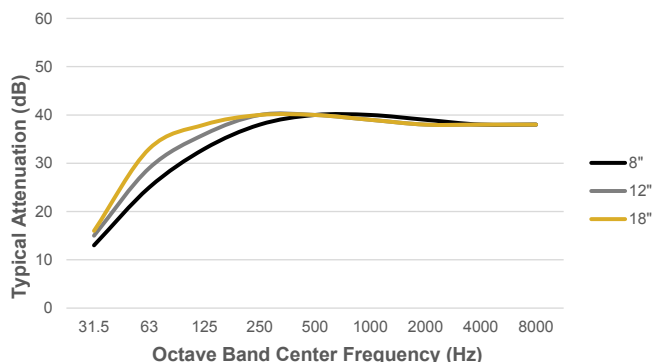
Typical Applications: Internal combustion engines, process skids, genset enclosures, as well as marine engines.

FEATURES

- Heavy duty, welded construction
- Low surface temperature design
- ANSI drilled 125/150 lb. flanges on inlet and outlet
- High-temperature, prime coated black finish
- 2" thick internal insulation within double wall construction
- Lift lugs

OPTIONS / ACCESSORIES

- Stainless steel construction: 304 or 316
- Custom inlet/outlet size, location and multiple orientations available
- Support brackets
- Special paints and finishes available
- 1" internal insulation available
- Complete range of exhaust accessories



MDSA42										
Part No.*	Size / ØC	ØA	D	E	F	G	H	I	Est Wt	
MDSA42-4	4	32	10	14	9	20	4	4	165	
MDSA42-5	5	32	11	15	9.5	20	4	4	174	
MDSA42-6	6	38	12	16	10	23	4	4	238	
MDSA42-8	8	52	14	18	11	30	4	4	518	
MDSA42-10	10	59	16	20	12	33.5	4	4	701	
MDSA42-12	12	70	18	22	13	39	4	4	984	
MDSA42-14	14	70	24	29	17	40	5	5	1104	
MDSA42-16	16	75	28	33	19	42.5	5	5	1518	
MDSA42-18	18	86	30	35	20	48	5	5	2006	
MDSA42-20	20	94	32	37	21	52	5	5	2375	

- All dimensions are in inches. All weights are in pounds. Weights are approximate.
- A minimum 3" gap is recommended between the silencer and enclosure roof.
- Listed sound data is based on typical performance and should not be considered absolute.
- *See [nomenclature guide](#) for additional information on part number creation.



CRITICAL THIN LINE SILENCER

35 to 42 dBA Noise Reduction

pricing

MR32 OVERVIEW

The MR32 is engineered to provide a critical grade attenuation while minimizing space usage. It is designed specifically for enclosures and marine applications where silencer height is critical. Dual inlets and other custom designs can be easily incorporated. Design not only reduces surface temperature, but also radiated noise.

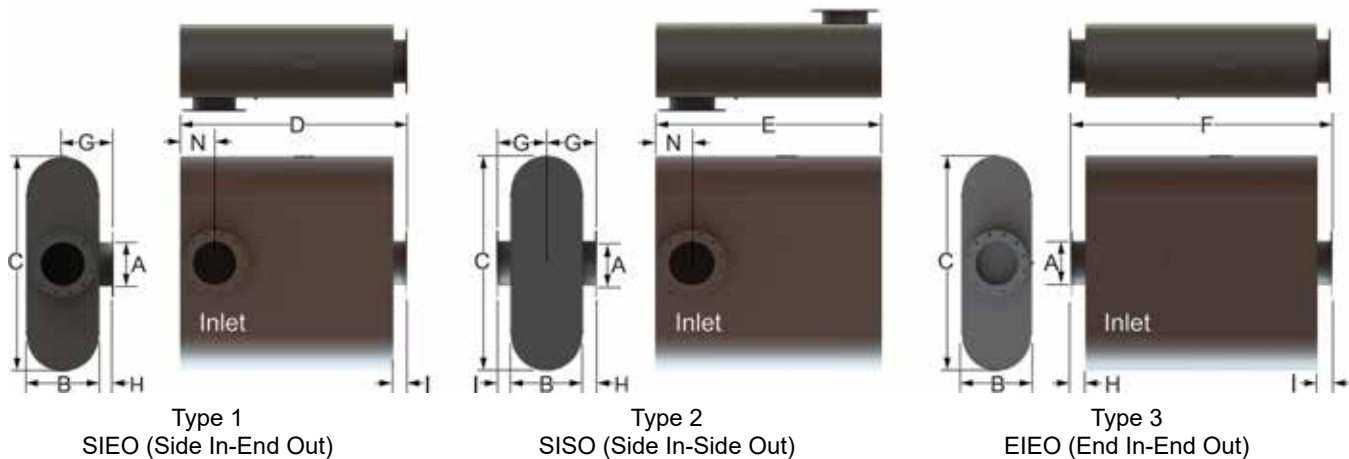
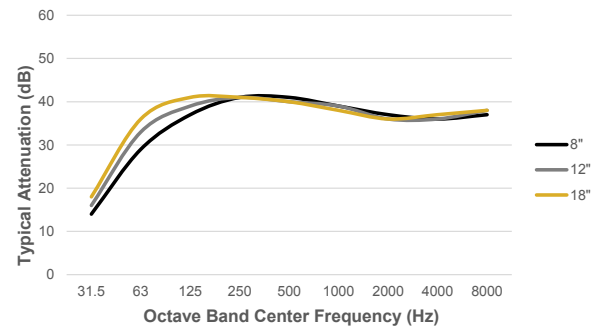
Typical Applications: Enclosures, as well as marine engines.

FEATURES

- Low surface temperature design
- Heavy duty, welded construction
- ANSI drilled 125/150 lb. flanges on inlet and outlet
- High-temperature, prime coated black finish
- 2" thick internal insulation within double wall construction

OPTIONS / ACCESSORIES

- Stainless steel construction: 304 or 316
- Custom inlet/outlet size, location and multiple orientations available
- Support brackets
- Special paints and finishes available
- 1" internal insulation available
- Lift lugs
- Complete range of exhaust accessories



MR32											Est Wt
Part No.*	Size / ØA	B	C	D	E	F	N Min	N Max	G	H and I	w/ brackets
MR32-4	4	11	28	32	28	36	6	15	9.5	4	207
MR32-5	5	12	29	33	29	37	6.5	15	10	4	238
MR32-6	6	13	33	37	33	41	7	17	10.5	4	299
MR32-8	8	15	45	50	46	54	8	24	11.5	4	584
MR32-10	10	18	52	56	52	60	9	27	13	4	772
MR32-12	12	21	62	66	62	70	10	33	14.5	4	1279
MR32-14	14	23	65	70	66	74	11	34	15.5	4	1449
MR32-16	16	25	74	79	75	83	12	39	16.5	4	1841
MR32-18	18	27	84	90	86	94	14	46	17.5	4	2405
MR32-20	20	30	88	94	90	98	15	47	19	4	2702

- All dimensions are in inches. All weights are in pounds. Weights are approximate.
- A minimum 3" gap is recommended between the silencer and enclosure roof.
- Thin Line Orientations Available: Side In-End Out, Side In-Side Out, End In-End Out or Dual in options.
- Listed sound data is based on typical performance and should not be considered absolute.
- *See [nomenclature guide](#) for additional information on part number creation.



HOSPITAL THIN LINE SILENCER

39 to 46 dBA Noise Reduction

pricing

MR42 OVERVIEW

The MR42 is engineered to provide a hospital grade attenuation while minimizing space usage. It is designed specifically for enclosures and marine applications where silencer height is critical. Dual inlets and other custom designs can be easily incorporated. Design not only reduces surface temperature, but also radiated noise.

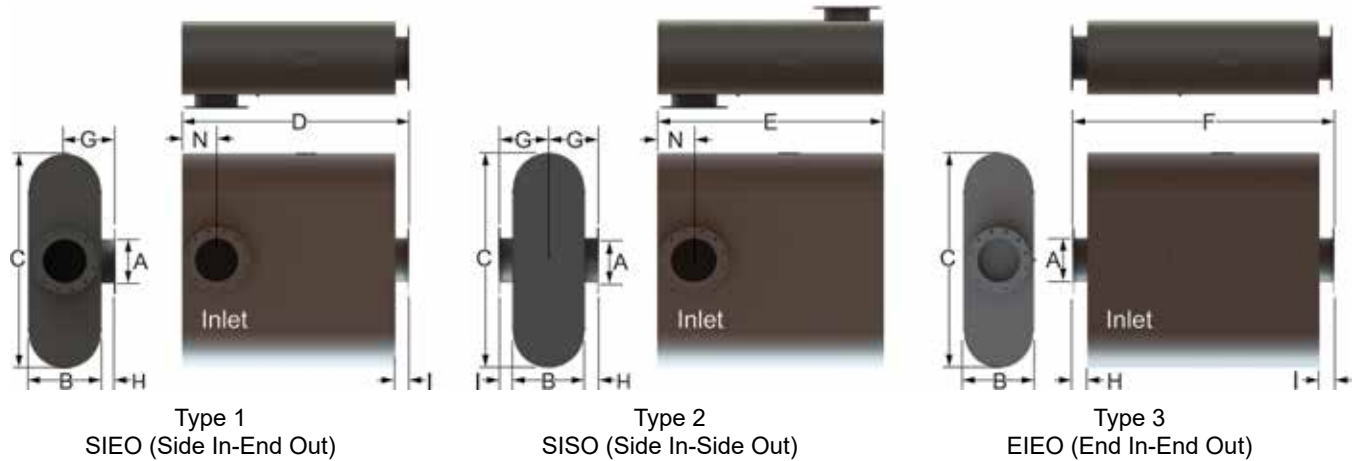
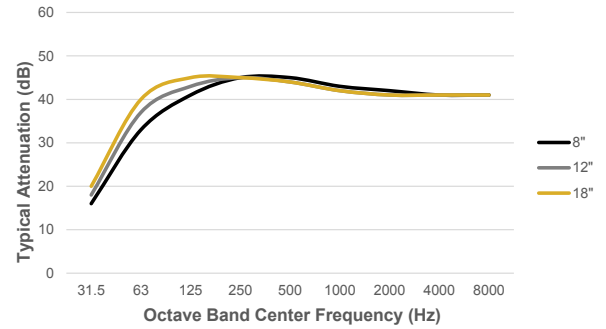
Typical Applications: Enclosures, as well as marine engines.

FEATURES

- Low surface temperature design
- Heavy duty, welded construction
- ANSI drilled 125/150 lb. flanges on inlet and outlet
- High-temperature, prime coated black finish
- 2" thick internal insulation within double wall construction

OPTIONS / ACCESSORIES

- Stainless steel construction: 304 or 316
- Custom inlet/outlet size, location and multiple orientations available
- Support brackets
- Special paints and finishes available
- 1" internal insulation available
- Lift lugs
- Complete range of exhaust accessories



MR42											Est Wt
Part No.*	Size / ØA	B	C	D	E	F	N Min	N Max	G	H and I	w/ brackets
MR42-4	4	11	34	38	34	42	6	11	9.5	4	283
MR42-5	5	12	34	38	34	42	6.5	18	10	4	299
MR42-6	6	13	38	42	38	46	7	20	10.5	4	374
MR42-8	8	15	52	56	52	60	8	28	11.5	4	729
MR42-10	10	18	59	63	59	67	9	31	13	4	950
MR42-12	12	21	70	74	70	78	10	38	14.5	4	1568
MR42-14	14	24	70	74	70	78	11	37	16	4	1674
MR42-16	16	28	75	80	76	84	12	40	18	4	2044
MR42-18	18	30	86	92	88	96	14	47	19	4	2623
MR42-20	20	34	92	98	94	102	15	50	21	4	3054

- All dimensions are in inches. All weights are in pounds. Weights are approximate.
- A minimum 3" gap is recommended between the silencer and enclosure roof.
- Thin Line Orientations Available: Side In-End Out, Side In-Side Out, End In-End Out or Dual in options.
- Listed sound data is based on typical performance and should not be considered absolute.
- *See [nomenclature guide](#) for additional information on part number creation.



EXTREME THIN LINE SILENCER

45 to 52 dBA Noise Reduction

pricing

MR62 OVERVIEW

The MR62 is engineered to provide an extreme grade attenuation while minimizing space usage. It is designed specifically for enclosures and marine applications where silencer height is critical. Dual inlets and other custom designs can be easily incorporated. Design not only reduces surface temperature, but also radiated noise.

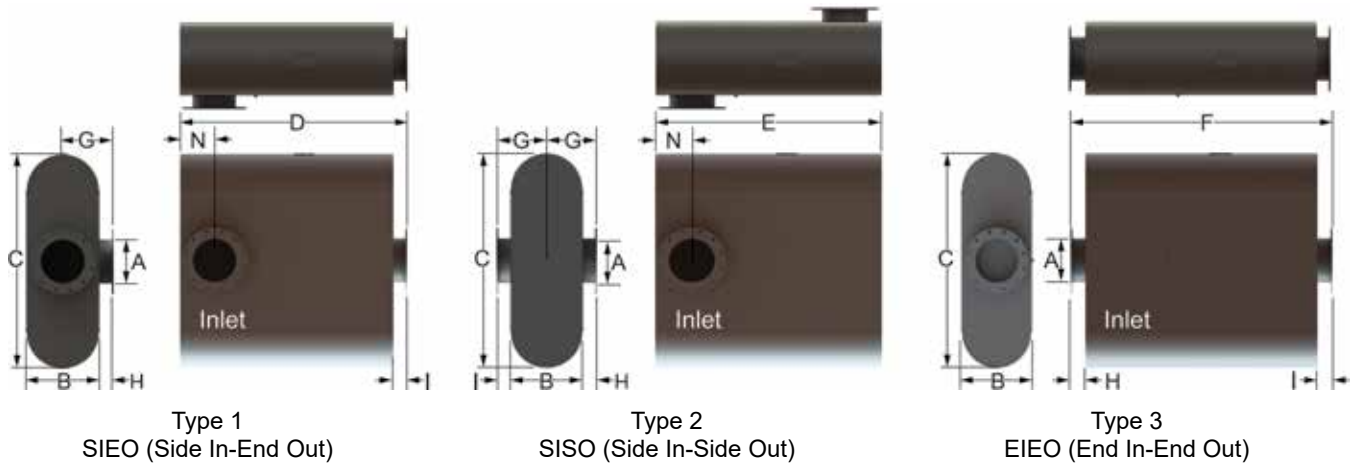
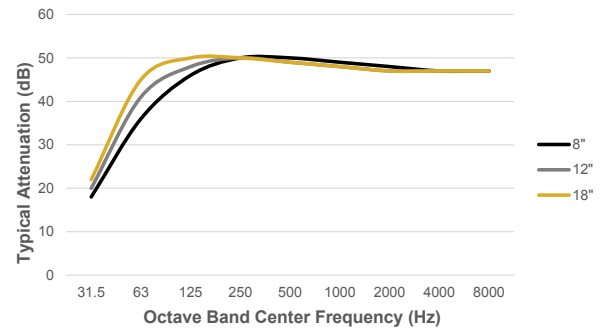
Typical Applications: Enclosures, as well as marine engines.

FEATURES

- Low surface temperature design
- Heavy duty, welded construction
- ANSI drilled 125/150 lb. flanges on inlet and outlet
- High-temperature, prime coated black finish
- 2" thick internal insulation within double wall construction
- Lift lugs

OPTIONS / ACCESSORIES

- Stainless steel construction: 304 or 316
- Custom inlet/outlet size, location and multiple orientations available
- Support brackets
- Special paints and finishes available
- 1" internal insulation available
- Lift lugs
- Complete range of exhaust accessories



MR62											Est Wt
Part No.*	Size / ØA	B	C	D	E	F	N Min	N Max	G	H and I	w/ brackets
MR62-4	4	12	38	66	62	70	8	18	10	4	512
MR62-5	5	13	40	66	62	70	9	18	10.5	4	554
MR62-6	6	14	42	78	74	82	9	22	11	4	703
MR62-8	8	16	62	102	98	106	10	31	12	4	1473
MR62-10	10	18	70	108	104	112	11	32	13	4	1795
MR62-12	12	22	74	120	116	124	12	36	15	4	2598
MR62-14	14	28	78	120	116	124	13	35	18	4	2971
MR62-16	16	32	82	126	122	130	14	36	20	4	3411
MR62-18	18	34	92	150	146	154	15	45	21	4	4400
MR62-20	20	36	96	150	146	154	16	44	22	4	4685

- All dimensions are in inches. All weights are in pounds. Weights are approximate.
- A minimum 3" gap is recommended between the silencer and enclosure roof.
- Thin Line Orientations Available: Side In-End Out, Side In-Side Out, End In-End Out or Dual in options.
- Listed sound data is based on typical performance and should not be considered absolute.
- *See [nomenclature guide](#) for additional information on part number creation.



MARINE ENGINE / WET EXHAUST SILENCERS

15 to 18 dBA Noise Reduction

pricing

MP11 OVERVIEW

Constructed of 316L stainless steel, the MP11 offers good noise attenuation with low pressure drop in marine exhaust systems where water is injected upstream of the silencer. Mixed exhaust flow temperature not to exceed 200°F at silencer inlet.

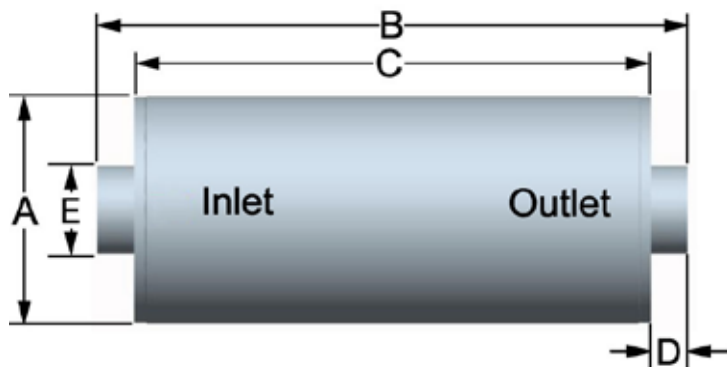
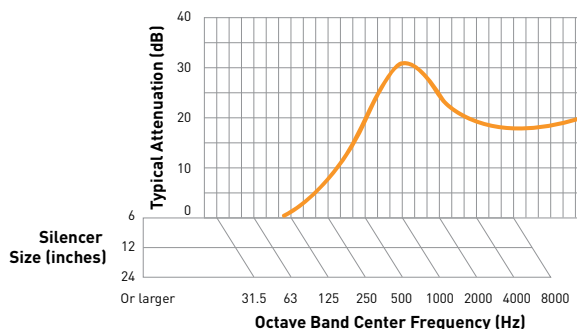
Typical Applications: Internal combustion engines using wet type exhaust

OPTIONS / ACCESSORIES

- Monel construction
- Flanged connections
- Horizontal or vertical support arrangements
- Complete range of exhaust accessories

FEATURES

- Advanced acoustical design
- Reduces noxious fumes and odors
- Thick wall construction for high transmission loss
- All welded construction and long service life
- Standard pipe size O.D. stubs
- Easy installation in any position



MP11						
Part No.*	Size / ØE	ØA	B	C	D	Est Wt
MP11-4	4	10.75	24	18	3	43
MP11-4.5	4.5	10.75	24	18	3	43
MP11-5	5	12.75	30	24	3	63
MP11-6	6	12.75	30	24	3	65
MP11-8	8	14.5	48	36	6	123
MP11-10	10	16.75	60	48	6	191
MP11-12	12	18.75	72	60	6	225

• All dimensions are in inches. All weights are in pounds. Weights are approximate.
 • Listed sound data is based on typical performance and should not be considered absolute.
 • *See [nomenclature guide](#) for additional information on part number creation.



MARINE ENGINE / WET EXHAUST SILENCERS

20 to 25 dBA Noise Reduction

pricing

MP31 OVERVIEW

Constructed of 316L stainless steel, the MP31 offers very good noise attenuation with medium pressure drop in marine exhaust systems where water is injected upstream of the silencer. Mixed exhaust flow temperature not to exceed 200 °F at silencer inlet.

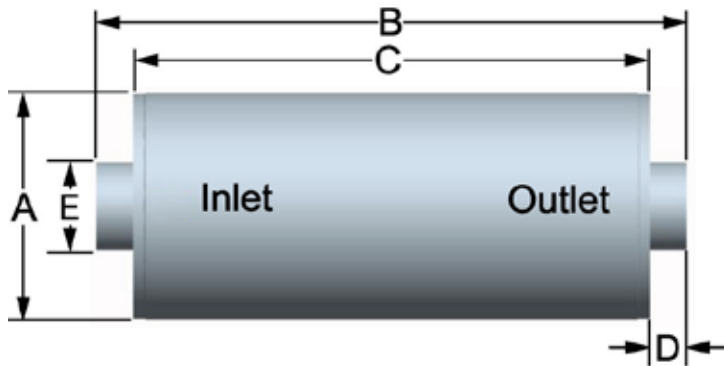
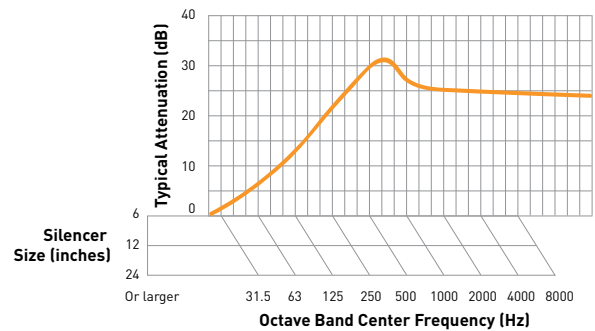
Typical Applications: Internal combustion engines using wet type exhaust

OPTIONS / ACCESSORIES

- Monel construction
- Flanged connections
- Horizontal or vertical support arrangements
- Complete range of exhaust accessories

FEATURES

- Advanced acoustical design
- Reduces noxious fumes and odors
- Thick wall construction for high transmission loss
- All welded construction and long service life
- Standard pipe size O.D. stubs
- Easy installation in any position



MP31						
Part No.*	Size / ØE	ØA	B	C	D	Est Wt
MP31-4	4	8.75	30	24	3	39
MP31-4.5	4.5	10.75	36	30	3	61
MP31-5	5	10.75	36	30	3	61
MP31-6	6	12.75	42	36	3	94
MP31-8	8	16.75	60	48	6	143
MP31-10	10	20.25	70	58	6	230
MP31-12	12	24.25	82	70	6	327

- All dimensions are in inches. All weights are in pounds. Weights are approximate.
- Listed sound data is based on typical performance and should not be considered absolute.
- *See [nomenclature guide](#) for additional information on part number creation.



MARINE ENGINE / WET EXHAUST SILENCERS

30 to 35 dBA Noise Reduction

pricing

MP41 OVERVIEW

Constructed of 316L stainless steel, the MP41 offers very high noise attenuation in marine exhaust systems where water is injected upstream of the silencer. Mixed exhaust flow temperature not to exceed 200 °F at silencer inlet.

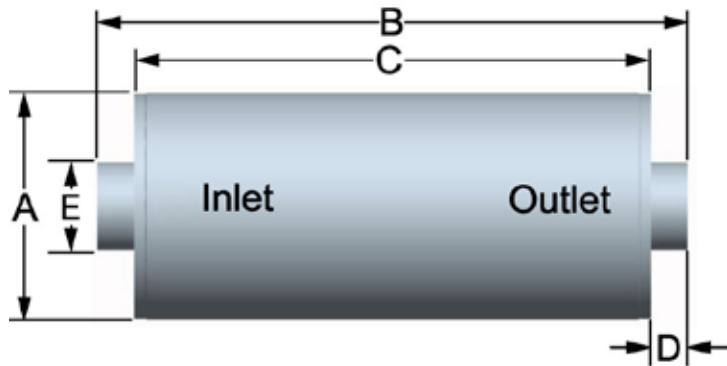
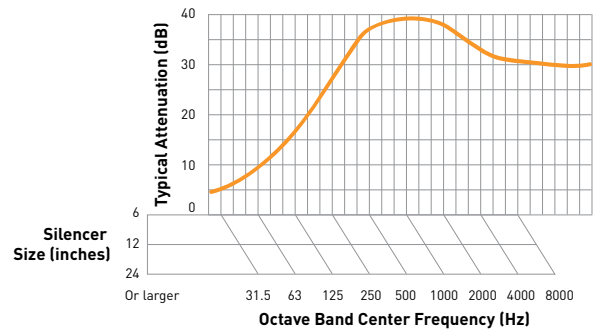
Typical Applications: Internal combustion engines using wet type exhaust

OPTIONS / ACCESSORIES

- Monel construction
- Flanged connections
- Horizontal or vertical support arrangements
- Complete range of exhaust accessories

FEATURES

- Advanced acoustical design
- Reduces noxious fumes and odors
- Thick wall construction for high transmission loss
- All welded construction and long service life
- Standard pipe size O.D. stubs
- Easy installation in any position



MP41						
Part No.*	Size / ØE	ØA	B	C	D	Est Wt
MP41-4	4	10.75	54	48	3	83
MP41-4.5	4.5	12.75	54	48	3	103
MP41-5	5	12.75	54	48	3	103
MP41-6	6	14.75	54	48	3	118
MP41-8	8	18.75	60	48	6	167
MP41-10	10	22.25	70	58	6	235
MP41-12	12	26.25	82	70	6	334

• All dimensions are in inches. All weights are in pounds. Weights are approximate.
 • Listed sound data is based on typical performance and should not be considered absolute.
 • *See [nomenclature guide](#) for additional information on part number creation.



STRAIGHT THROUGH ACOUSTICALLY PACKED BLOWER

15 to 30 dBA Noise Reduction

pricing

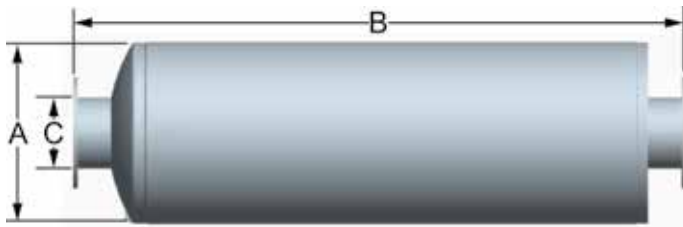
MB11 OVERVIEW

Use for a high degree of high frequency noise attenuation on blower intakes or discharges. This is ideal for residential areas where background noise is relatively low.

Typical applications: Rotary positive blower intake and discharge, vacuum pump intake and discharge, and centrifugal blower intake and discharge

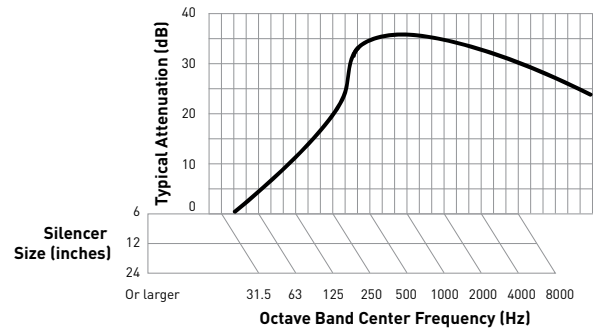
FEATURES

- Advanced acoustical design
- High quality sound absorbing material
- Extra heavy wall, all welded construction
- Prime coated exterior finish
- Sizes 1" through 3.5" have MNPT connections



OPTIONS / ACCESSORIES

- Flexible connectors
- Companion flanges
- Horizontal or vertical support arrangements
- Special paint
- Stainless steel construction
- Complete range of exhaust accessories



MB11				
Part No.*	Size / ØC	ØA	B	Est Wt
MB11-1	1	4.625	16	10
MB11-1.5	1.5	4.625	20	15
MB11-2	2	5.75	24	20
MB11-2.5	2.5	5.75	26	25
MB11-3	3	7	30	40
MB11-3.5	3.5	7	34	45
MB11-4	4	10.25	38	90
MB11-5	5	12	42	120
MB11-6	6	12	48	145
MB11-8	8	14	54	200
MB11-10	10	16	67	315
MB11-12	12	18	79	420
MB11-14	14	20	91	670
MB11-16	16	22	103	840
MB11-18	18	30	71	980
MB11-20	20	36	83	1370
MB11-22	22	36	89	1505
MB11-24	24	40	98	1920
MB11-26	26	45	106	2325
MB11-28	28	45	111	2495
MB11-30	30	50	121	2995

- All dimensions are in inches. All weights are in pounds. Weights are approximate.
- Listed sound data is based on typical performance and should not be considered absolute.
- *See [nomenclature guide](#) for additional information on part number creation.



CHAMBER TYPE BLOWER SILENCER

15 to 30 dBA Noise Reduction

pricing

MB21 OVERVIEW

An efficient economical design, the MB21 is useful on blower intakes or discharges. Use an MB21 where some background noise is always present and high degrees of silencing is not required.

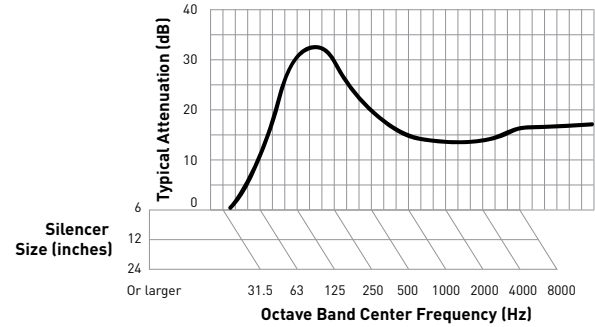
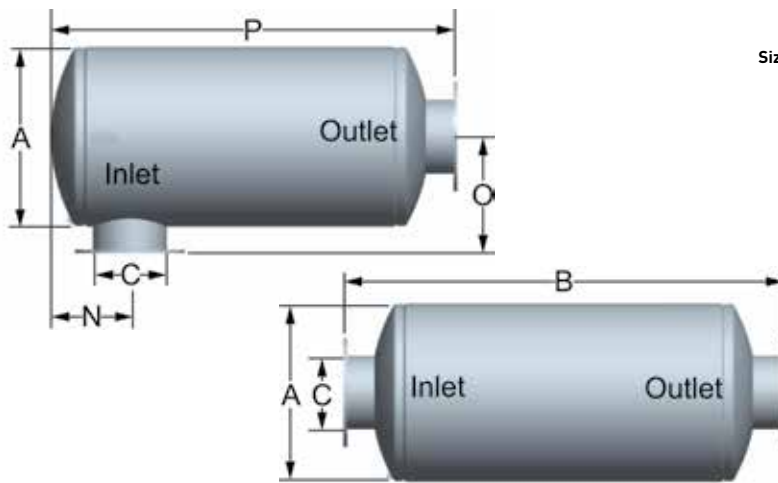
Typical applications: Rotary positive blower intake and discharge (10" size and below)

FEATURES

- Advanced acoustical design
- Prime coated exterior finish

OPTIONS / ACCESSORIES

- Stainless steel or monel construction
- Flanged connections
- Standard pipe size necks
- Horizontal or vertical support arrangements
- Special paint
- Complete range of exhaust accessories



MB21								
Part No.*	Size / ØC	ØA	B	N Min	N Max	O	P	Est Wt
MB21-4	4	14	48	5.5	22	10	45	110
MB21-5	5	16	55	6.5	25	11	52.25	120
MB21-6	6	18	63	7	29.5	12	60.25	170
MB21-8	8	22	76	8.5	36.5	14	73.5	285
MB21-10	10	26	91	10.5	43	16.5	88	460
MB21-12	12	30	109	12	53	18.5	106.25	745
MB21-14	14	36	102	14	48	21.5	99.25	965
MB21-16	16	40	119	17	56	23.5	116.5	1340
MB21-18	18	45	127	19	60	26.5	124	1850
MB21-20	20	50	144	21	69	29	141.25	2175
MB21-22	22	54	161	22	78	31	158.5	2650
MB21-24	24	60	165	24	79	34	162.25	3400
MB21-26	26	64	183	26	89	36	180.5	3850
MB21-28	28	68	200	27	98	38	197.75	4840
MB21-30	30	72	216	29	107	40	213.75	5150

• All dimensions are in inches. All weights are in pounds. Weights are approximate.
 • Listed sound data is based on typical performance and should not be considered absolute.
 • *See [nomenclature guide](#) for additional information on part number creation.



COMBINATION ACOUSTICALLY PACKED CHAMBER BLOWER

25 to 30 dBA Noise Reduction

pricing

MB31 OVERVIEW

The MB31 provides the highest degree of overall noise attenuation on blower intakes or discharges. Use an MB31 where background noise is extremely low and the best degree of silencing is required.

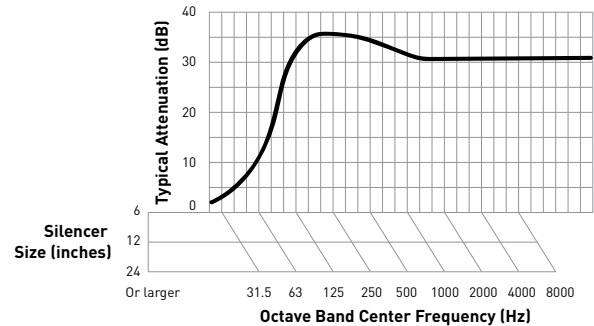
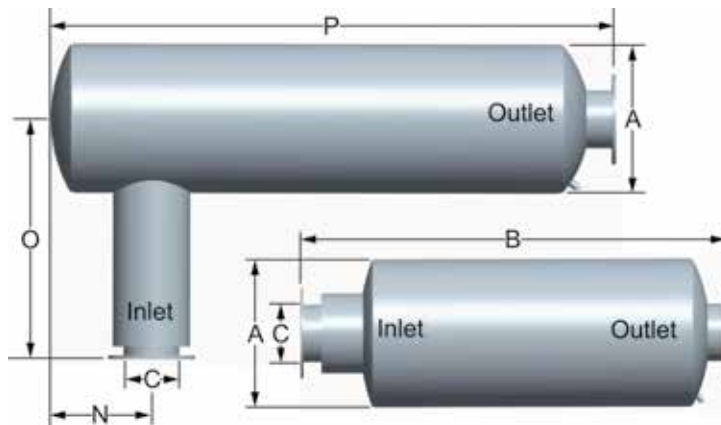
Typical applications: Rotary positive blower intake and discharge

FEATURES

- Advanced acoustical design
- High quality sound absorbing material
- Packed inlet
- Prime coated exterior finish

OPTIONS / ACCESSORIES

- Stainless steel or monel construction
- Flanged connections
- Standard pipe size necks
- Horizontal or vertical support arrangements
- Special paint
- Complete range of exhaust accessories



MB31								
Part No.*	Size / ØC	ØA	B	N Min	N Max	O	P	Est Wt
MB31-4	4	14	52	8.5	19	23	45	150
MB31-5	5	16	60	10	21.5	26	52.25	195
MB31-6	6	18	69	10	26.5	30	60.25	250
MB31-8	8	22	84	11	33.5	36	73.5	380
MB31-10	10	26	101	13.5	40	43	88	620
MB31-12	12	30	121	15	50	51	106.25	1030
MB31-14	14	36	115	18	44	52	99.25	1230
MB31-16	16	40	135	20	53	59	116.5	1815
MB31-18	18	45	140	25	54	58	124	2750
MB31-20	20	50	159	26	64	59	141.25	3210
MB31-22	22	54	177	29	71	60	154.25	3895
MB31-24	24	60	184	30	73	60	162.25	4330
MB31-26	26	64	204	31	84	60	180.5	5005
MB31-28	28	68	223	33	92	62	197.75	6625
MB31-30	30	72	241	34	102	62	213.75	7315
MB31-32	32	76	250	36.5	102.5	64	220.75	8415
MB31-34	34	82	252	37.5	102.5	64	220.5	8995
MB31-36	36	86	254	37.5	102.5	65	221	9485

- All dimensions are in inches. All weights are in pounds. Weights are approximate.
- Listed sound data is based on typical performance and should not be considered absolute.
- *See [nomenclature guide](#) for additional information on part number creation.



STRAIGHT THROUGH ABSORPTIVE DESIGN

15 to 20 dBA Noise Reduction

pricing

FP-FPE OVERVIEW

Straight through design without a center panel offers good attenuation of high frequency noise with low pressure drop. Applications include small atmospheric vent applications. It can also serve as an add-on to boost overall attenuation when installed in series with an M-line chamber type silencer. FP is for intake service and the FPE for exhaust service.

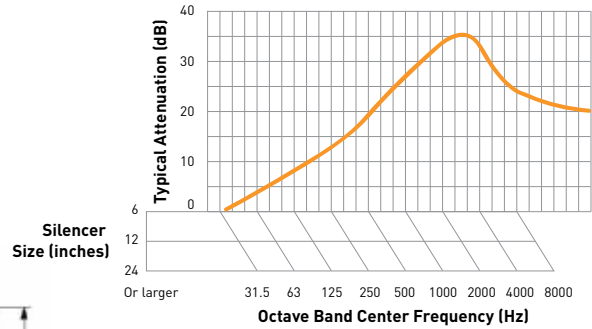
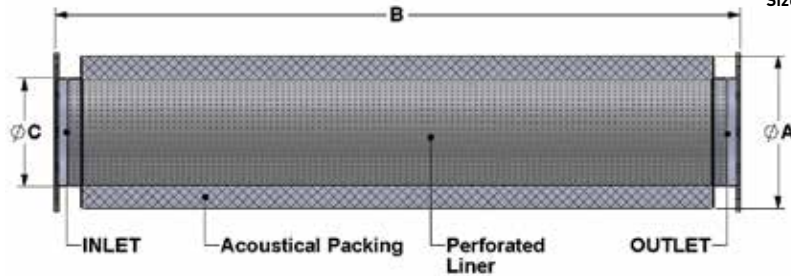
Typical Applications: Internal combustion engine intakes and exhaust, compressor intakes or fan intakes and discharges

FEATURES

- Advanced acoustical design
- Heavy duty, all welded construction and long service life
- Easily installed in any position
- Prime coated exterior finish
- Sizes 1.5 to 3.5 have MNPT connections

OPTIONS / ACCESSORIES

- Horizontal or vertical support arrangements
- Special paint
- Stainless steel construction
- Complete range of exhaust accessories



FP - FPE						
Part No.*	ØA FP	Part No.*	ØA FPE	Size / ØC	B	Est Wt
FP-1.5	4.75	FPE-1.5	4.75	1.5	20	8
FP-2	5	FPE-2	5	2	24	12
FP-2.5	6	FPE-2.5	6	2.5	26	14
FP-3	6.5	FPE-3	6.5	3	30	20
FP-3.5	7	FPE-3.5	7	3.5	34	28
FP-4	10	FPE-4	11	4	38	55
FP-5	11.125	FPE-5	12	5	42	63
FP-6	12.125	FPE-6	13	6	48	80
FP-8	14.125	FPE-8	15	8	54	120
FP-10	16.125	FPE-10	17	10	67	180
FP-12	18.125	FPE-12	19	12	79	290
FP-14	20	FPE-14	20	14	91	330
FP-16	22	FPE-16	22	16	103	440
FP-18	24	FPE-18	24	18	116	570
FP-20	26	FPE-20	26	20	128	700
FP-22	28	FPE-22	28	22	140	820
FP-24	30	FPE-24	30	24	152	1100
FP-26	32	FPE-26	32	26	164	1370
FP-28	34	FPE-28	34	28	176	1560
FP-30	36	FPE-30	36	30	188	1770

• All dimensions are in inches. All weights are in pounds. Weights are approximate.
 • Listed sound data is based on typical performance and should not be considered absolute.
 • *See [nomenclature guide](#) for additional information on part number creation.



INTERNAL CENTER PANEL ABSORPTIVE DESIGN

20 to 25 dBA Noise Reduction

pricing

FPC-FPCE OVERVIEW

Use for a medium to high degree of high frequency noise attenuation. FPC is for intake service and the FPCE for exhaust service.

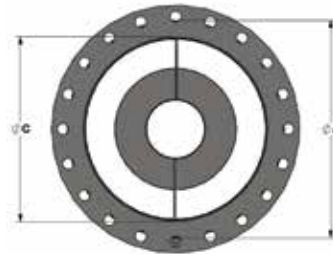
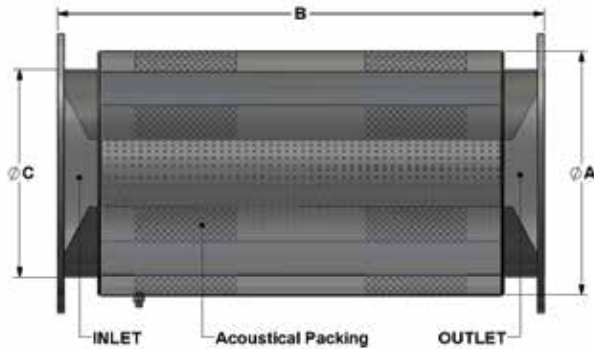
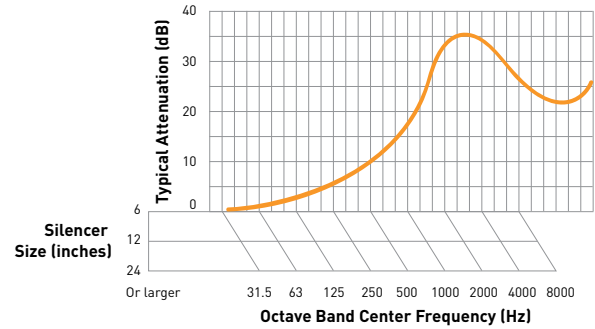
Typical Applications: Internal combustion engine intakes and exhaust, compressor intakes or fan intakes and discharges

OPTIONS / ACCESSORIES

- Horizontal or vertical support arrangements
- Special paint
- Stainless steel construction
- Complete range of exhaust accessories

FEATURES

- Advanced acoustical design
- Heavy duty, all welded construction and long service life
- Easily installed in any position
- Prime coated exterior finish



FPC - FPCE					
Part No.*	Part No.*	Size / ØC	ØA	B	Est Wt
FPC-14	FPCE-14	14	18	35	200
FPC-16	FPCE-16	16	20	39	240
FPC-18	FPCE-18	18	22	44	300
FPC-20	FPCE-20	20	24	48	360
FPC-22	FPCE-22	22	26	52	430
FPC-24	FPCE-24	24	28	56	590
FPC-26	FPCE-26	26	30.375	60	700
FPC-28	FPCE-28	28	32.5	64	800
FPC-30	FPCE-30	30	35.375	68	900
FPC-32	FPCE-32	32	37	72	1200
FPC-34	FPCE-34	34	39.5	76	1330
FPC-36	FPCE-36	36	42	80	1490

- All dimensions are in inches. All weights are in pounds. Weights are approximate.
- Listed sound data is based on typical performance and should not be considered absolute.
- *See [nomenclature guide](#) for additional information on part number creation.



FULL FLOW INTERNAL CENTER PANEL ABSORPTIVE DESIGN

15 to 30 dBA Noise Reduction

pricing

FPS-FPSE OVERVIEW

Designed for a high degree of high frequency noise attenuation. FPS is for intake service and the FPSE for exhaust service.

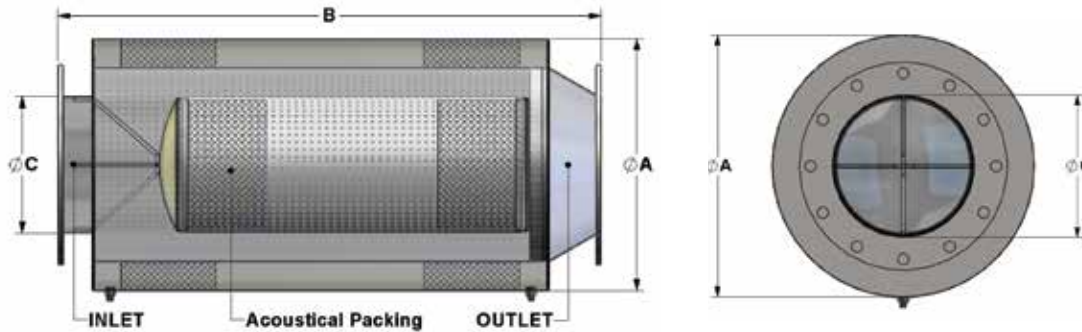
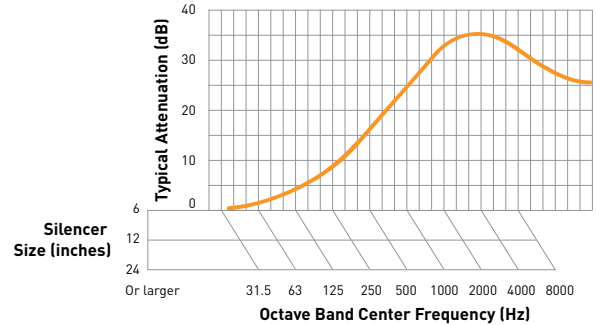
Typical Applications: Internal combustion engine intakes and exhaust, compressor intakes or fan intakes and discharges

OPTIONS / ACCESSORIES

- Horizontal or vertical support arrangements
- Special paint
- Stainless steel construction
- Complete range of exhaust accessories

FEATURES

- Advanced acoustical design
- Heavy duty, all welded construction and long service life
- Easily installed in any position
- Prime coated exterior finish



FPS-FPSE					
Part No.*	Part No.*	Size / ØC	ØA	B	Est Wt
FPS-6	FPSE-6	6	14.625	27	75
FPS-8	FPSE-8	8	18	35	130
FPS-10	FPSE-10	10	20.75	44	190
FPS-12	FPSE-12	12	23.375	51	270
FPS-14	FPSE-14	14	26.375	57	370
FPS-16	FPSE-16	16	29.125	66	490
FPS-18	FPSE-18	18	32.125	71	565
FPS-20	FPSE-20	20	34.875	83	820
FPS-22	FPSE-22	22	37.75	89	1000
FPS-24	FPSE-24	24	40.5	98	1280
FPS-26	FPSE-26	26	43.375	106	1530
FPS-28	FPSE-28	28	46.25	111	1700
FPS-30	FPSE-30	30	49	121	1900

• All dimensions are in inches. All weights are in pounds. Weights are approximate.
 • Listed sound data is based on typical performance and should not be considered absolute.
 • *See [nomenclature guide](#) for additional information on part number creation.



RESIDENTIAL GRADE ANNULAR FLOW SILENCER

pricing

AFS2-AFSE2 OVERVIEW

Designed for a variety of intake (AFS2) and exhaust (AFSE2) applications ranging from 500-5,000 hp, or mass flow of 2.5 thru 65 lbs/sec. Approximate capacities are based on average gas velocity through silencer of approximately 10,000 ft/min, and will vary depending on pressure drop criteria. Special bullet designed internals consist of acoustic fiberglass packing adjacent to concentric perforated cylinders, creating an annular flow design. Air intake unit internals are made of stainless steel, tig welded, cleaned and sealed for shipping.


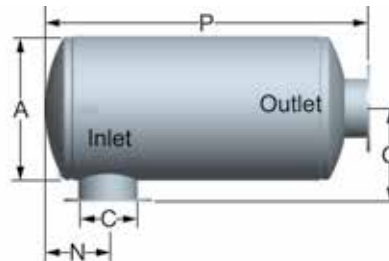
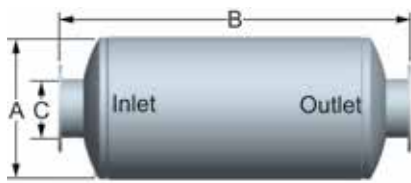
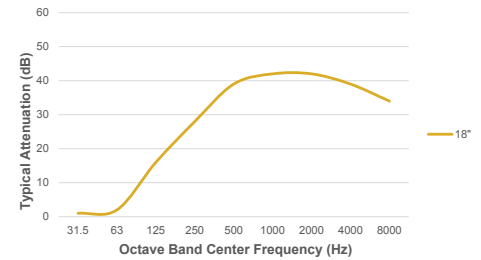
Typical Applications: Gas turbine, Internal combustion engine intakes and exhaust, compressor intakes or fan intakes and discharges.

FEATURES

- Advanced acoustical design
- Heavy duty, all welded construction and long service life
- High heat black paint finish
- Connections: ANSI pattern flanged

OPTIONS / ACCESSORIES

- Custom inlet/outlet size, location and multiple orientations available
- Special paints and finishes available
- Stainless steel construction
- Complete range of exhaust accessories



AFS2 - AFSE2

Part No.*	Part No.*	Size / ØC	ØA	B	N	O	P	Est Wt
AFS2-10	AFSE2-10	10	20	56	12	14	70	310
AFS2-12	AFSE2-12	12	24	60	11	16	71	405
AFS2-14	AFSE2-14	14	26	66	13	17	83	520
AFS2-16	AFSE2-16	16	28	80	14	18	96	650
AFS2-18	AFSE2-18	18	36	91	18	22	109	810
AFS2-20	AFSE2-20	20	36	103	20	22	126	965
AFS2-22	AFSE2-22	22	36	110	18	22	126	1200
AFS2-24	AFSE2-24	24	42	115	24	25	136	1340
AFS2-26	AFSE2-26	26	42	129	22	25	153	1625
AFS2-28	AFSE2-28	28	48	141	26	29	174	2075
AFS2-30	AFSE2-30	30	48	144	26	29	174	2550
AFS2-32	AFSE2-32	32	54	150	call	call	call	2900
AFS2-34	AFSE2-34	34	54	156	call	call	call	3500
AFS2-36	AFSE2-36	36	60	164	call	call	call	3650
AFS2-40	AFSE2-40	40	66	176	call	call	call	4400
AFS2-42	AFSE2-42	42	66	204	call	call	call	4700

- All dimensions are in inches. All weights are in pounds. Weights are approximate.
- Listed sound data is based on typical performance and should not be considered absolute.
- *See [nomenclature guide](#) for additional information on part number creation.



CRITICAL GRADE ANNULAR FLOW SILENCER

pricing

AFS3-AFSE3 OVERVIEW

Designed for a variety of intake (AFS3) and exhaust (AFSE3) applications ranging from 500-5,000 hp, or mass flow of 2.5 thru 65 lbs/sec. Approximate capacities are based on average gas velocity through silencer of approximately 10,000 ft/min, and will vary depending on pressure drop criteria. Special bullet designed internals consist of acoustic fiberglass packing adjacent to concentric perforated cylinders, creating an annular flow design. Air intake unit internals are made of stainless steel, tig welded, cleaned and sealed for shipping.

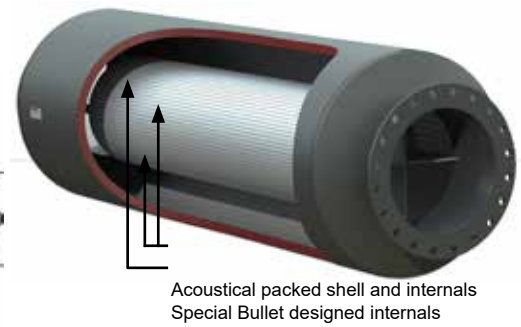
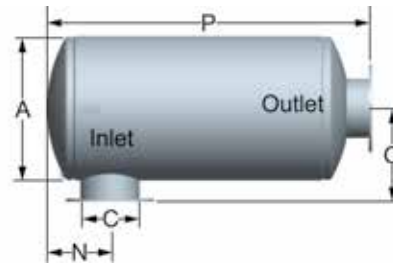
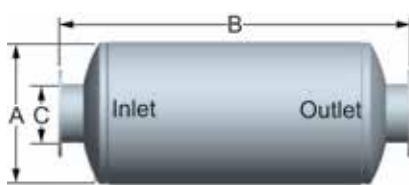
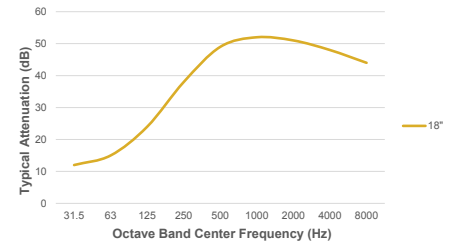
Typical Applications: Gas turbine, Internal combustion engine intakes and exhaust, compressor intakes or fan intakes and discharges.

FEATURES

- Advanced acoustical design
- Heavy duty, all welded construction and long service life
- High heat black paint finish
- Connections: ANSI pattern flanged

OPTIONS / ACCESSORIES

- Custom inlet/outlet size, location and multiple orientations available
- Special paints and finishes available
- Stainless steel construction
- Complete range of exhaust accessories



AFS3 - AFSE3

Part No.*	Part No.*	Size / ØC	ØA	B	N	O	P	Est Wt
AFS3-4	AFSE3-4	4	14	54	6	11	56	105
AFS3-5	AFSE3-5	5	16	56	6	12	62	135
AFS3-6	AFSE3-6	6	16	56	7	12	62	145
AFS3-8	AFSE3-8	8	18	60	8	13	70	200
AFS3-10	AFSE3-10	10	20	68	10	14	77	365
AFS3-12	AFSE3-12	12	24	80	12	16	95	525
AFS3-14	AFSE3-14	14	26	96	14	17	106	665
AFS3-16	AFSE3-16	16	28	104	14	18	115	800
AFS3-18	AFSE3-18	18	36	114	18	22	132	1060
AFS3-20	AFSE3-20	20	36	126	18	22	154	1200
AFS3-22	AFSE3-22	22	36	140	19	23	159	1475
AFS3-24	AFSE3-24	24	42	158	24	24	184	1625
AFS3-26	AFSE3-26	26	42	168	24	25	189	1995
AFS3-28	AFSE3-28	28	48	176	24	29	210	2500
AFS3-30	AFSE3-30	30	48	188	26	29	221	3100
AFS3-32	AFSE3-32	32	54	204	call	call	call	3625
AFS3-34	AFSE3-34	34	54	216	call	call	call	4300
AFS3-36	AFSE3-36	36	60	228	call	call	call	4500
AFS3-40	AFSE3-40	40	66	248	call	call	call	5300
AFS3-42	AFSE3-42	42	66	258	call	call	call	5800

- All dimensions are in inches. All weights are in pounds. Weights are approximate.
- Listed sound data is based on typical performance and should not be considered absolute.
- *See [nomenclature guide](#) for additional information on part number creation.



Maxim Silencers

Standard Terms and Conditions

QUOTATIONS: All quotations are made subject to the following Standard Terms and Conditions, unless otherwise specified within the body of the formal quotation, in which case that section or paragraph only would be superseded. (In the case of a catalytic silencer, all Standard Terms and Conditions apply except that the LIMITED WARRANTY provision is superseded by the provisions contained in the document entitled "LIMITED WARRANTY AS APPLIED TO CATALYTIC SILENCER.") No deviations from or changes to these Terms and Conditions will be honored or recognized without prior negotiation and written agreement between the Seller and Purchaser.

PRICING: All quotations are made for immediate acceptance and are subject to change without notice, unless otherwise noted. Prices quoted are based on the current costs of material and labor and are subject to escalation. Said escalation shall be determined by the cost of material to Seller on the date of shipment of said material from Supplier, and the costs of labor during the fabrication cycle. Prices do not include handling charges, transportation or related costs. Buyer agrees to pay the prices quoted by Seller, and is responsible for freight and handling charges, special packaging beyond the Sellers' standard packaging, taxes and duties. Handling, prepaid freight and special packing costs will be added to the purchase price and invoiced separately.

ORDER ACCEPTANCE, DELIVERY: No order is binding on Seller until accepted and acknowledged in writing by Seller by mail or electronic communication. All delivery dates are approximate and is the date goods leave Sellers dock. The time period for delivery begins when all documentation and release required to fill the order are present, and not before clarification of all details. All delivery promises are subject to prior commitment of shop capacity before the receipt of a firm purchase order by Seller. If shipment is delayed by Purchaser, payment shall become due when Purchaser is notified that equipment is ready for shipment and equipment will henceforth be held at Purchaser's risk and expense.

SHIPMENT, RISK OF LOSS: Buyer's purchase order must specify preferred carrier or goods will ship best way, prepaid and added to the invoice. Shipment is Free Carrier, FCA Sellers facility or origin of shipment, Incoterms 2010, unless otherwise agreed in writing. Risk of loss and title to goods shall pass to the Purchaser as soon as goods are deposited with the carrier for shipment. Buyer assumes both risk of loss and damage to the goods as well as title to the goods on Sellers dock; and Buyer is responsible for all freight, sales and other taxes, customs duties, insurance costs and other expenses relating to the shipment of goods. Buyer is responsible for all costs, reporting, and compliance with export control laws related to the goods' export.

CREDIT and PAYMENT: Credit accounts will be opened only with firms or individuals approved by the Seller's Credit Department. Purchaser with approved payment terms agrees to pay invoiced amount to Seller on or before thirty (30) days from date of invoice unless otherwise specified and/or agreed upon in writing. All past due accounts are subject to interest at the rate of one percent (1 %) per month on the unpaid balance. Seller reserves the right at any time upon notice to purchaser, to alter or suspend credit, when in its sole opinion the financial condition of the Purchaser so warrants. In such cases, cash payment or satisfactory security from the Purchaser may be required by the Seller before credit is restored or Seller continues performance.

CANCELLATION: Cancellation shall be affected only by a written agreement and Purchaser will assume full liability for payment of any and all cancellation charges.

RETURNED GOODS: A RMA packing slip must be received and included with any returns. No material will be accepted for replacement or credit without Seller's written consent and then only under the terms of such consent. Returns for credit will include a restocking fee, unless otherwise specified and/or agreed upon in writing.

LIMITED WARRANTY: Seller warrants only goods of its own manufacture and then only to the extent that they are free from defects in material and workmanship under normal use and service for the purpose for which they were manufactured and when correctly installed and maintained within one (1) year from the date of shipment. This warranty is limited to repair or replacement of the goods FCA point of manufacture at the Seller's option. Seller does not warrant secondhand material. THESE WARRANTIES ARE EXCLUSIVE AND ARE IN LIEU OF ALL OTHER WARRANTIES, EXPRESS, IMPLIED OR STATUTORY, INCLUDING THE WARRANTY OF MERCHANTABILITY AND FITNESS FOR A PARTICULAR PURPOSE. Purchaser waives any warranties of any kind whatsoever including but not limited to a waiver of any warranties of fitness, any warranties as to the suitability of the product for its intended use, and any warranties as to the return of the purchase price. It is further understood and agreed that this is Purchaser's only remedy for all claims arising or relating to the goods purchased hereunder for breach of contract and tort including negligence and strict liability and any other legal theory. Seller shall not be responsible for deterioration of any part or parts of the equipment due to corrosion, erosion or any other causes, regardless of when such deterioration occurs, after leaving the manufacturer's premises. No allowance will be granted for repairs or alterations made by Purchaser or at Purchaser's direction without Seller's written consent. Seller shall not be liable for consequential, incidental or any damages other than repair or replacement of defective goods at Seller's option. It is understood that Seller makes no warranty except as expressly stipulated herein and Seller's liability is limited as above set forth. **NOT WARRANTED:** Maxim Silencers offers no paint guarantees other than preparation and application in accordance with

Maxim Silencers

Standard Terms and Conditions

with manufacturer's instructions. The primary purpose of "factory black" standard coating is not aesthetic but for corrosion resistance and shipping protection. No heat curing is available. If required, curing must be done in service at the direction of others.

No representative has the authority to make any representation, promise or agreement except as stated herein.

TAXES: The Purchaser shall pay to the Seller in addition to the purchase price, the amount of any excise, sales, privilege, or use tax, local, state or federal, which is payable by the Seller because of the execution of this contract or sale or delivery of the apparatus covered hereby. Seller shall collect applicable taxes in states where Seller has nexus, unless Buyer submits a valid tax exemption certificate.

PATENTS: Notwithstanding any language to the contrary in specifications, purchase orders or elsewhere, Seller shall not be responsible for any patent infringement, or claim of patent infringement with respect to products furnished in accordance with the Purchaser's specifications or design requirements, and Purchaser shall indemnify and save Seller harmless from all claims, demands or suits growing out of or based on any patent infringement or claim thereof, arising there from.

FORCE MAJEURE: Seller shall not be liable for any delay in delivery or for non-delivery, in whole or in part caused by the occurrence of any contingency beyond the control either of Seller or suppliers to the Seller, including but not limited to war (whether an actual declaration thereof is made or not), sabotage, insurrection, rebellion, riot or other act of civil disobedience, act of a public enemy, failure or delay in transportation, act of any government or any agency or subdivision thereof, judicial action, labor dispute, fire, accident explosion, epidemic, quarantine, restrictions, storm, flood, earthquake, or other act of God, shortage of labor, fuel, raw material or machinery or technical failure, where Seller has exercised ordinary care in the prevention thereof. If any contingency occurs, Seller may allocate production and deliveries among Seller's customers.

CONFIDENTIAL INFORMATION: All drawings, diagrams, specifications and other materials furnished by Seller and identified as confidential relating to the use and service of articles furnished hereunder and the information therein are proprietary to Seller. Such materials have been developed at great expense and they contain trade secrets of the Seller. Buyer may not reproduce or distribute such materials except to Buyer's employees who may use the articles as part of their duties. All such materials relating to the article supplied directly by Seller (except information as may be established to be in the public domain or disclosed pursuant to judicial government action) shall be received in confidence and Buyer shall exercise reasonable care to hold such information in confidence.

TECHNICAL ASSISTANCE: Seller's warranty shall not be enlarged and no obligation or liability shall arise out of Seller's rendering of technical advice, facilities or services in connection with Buyer's order for the goods furnished.

DISPUTES: This agreement is deemed to be entered into in Texas and to be a Texas contract and shall be governed and construed in accordance with the laws of the State of Texas. Except as otherwise specifically provided for herein Seller and Buyer specifically agree that any legal action brought relating to goods purchased or relating to this contract will be brought and tried in Texas. All objections to venue are hereby waived by the Buyer, and the Buyer consents to service of process by certified mail addressed to the same address as that address designated for delivery of the goods purchased hereunder. In the event of any suit for the collection of funds instituted by the Seller, the prevailing party with respect to such collection matter shall be entitled to reasonable attorney's fees as determined by the court to prevail in Texas.